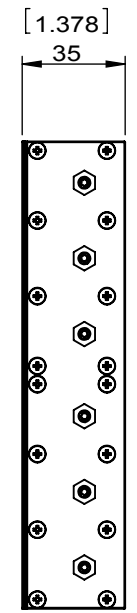
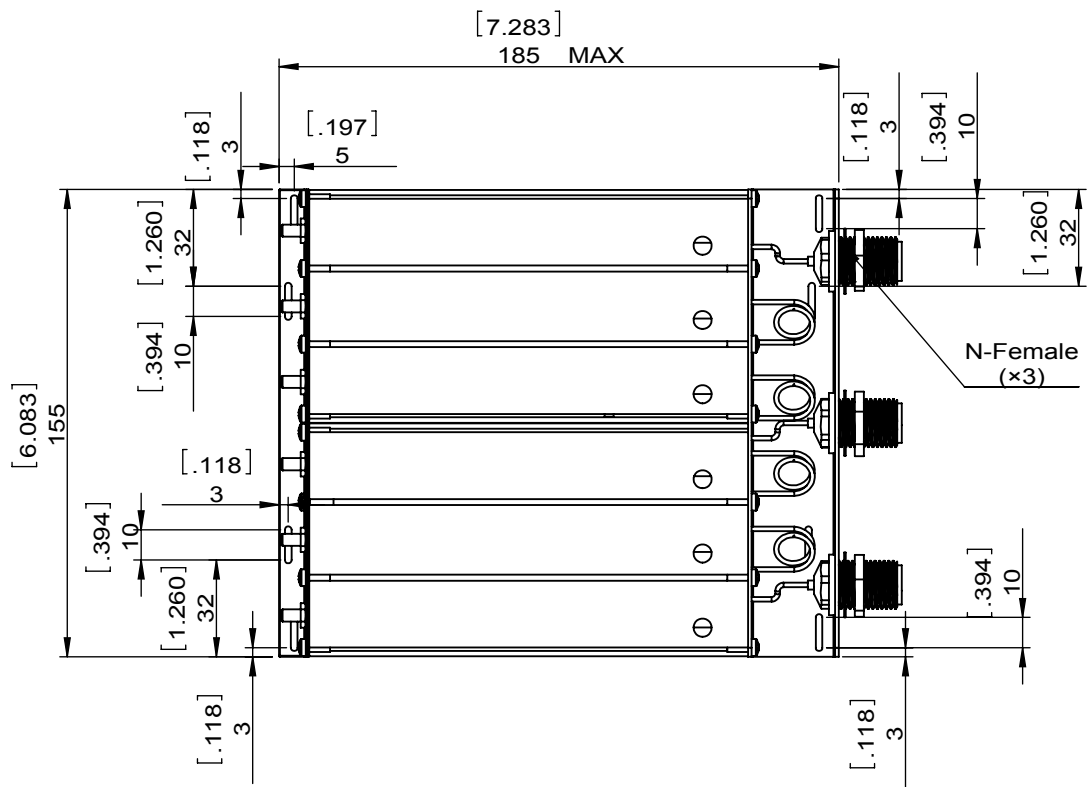
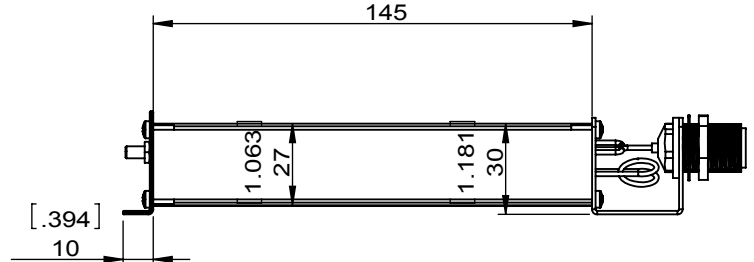


1		2		3		4		5		6	
Document No.	QR4-700-T-003					REV.	DESCRIPTION	REVISOR	DATE	APPROVED	
REV.	A/0	[5.709] 145				0		LJ.Zhang	07.10.2014	David	



<b>JQL</b> JQL Electronic Inc				
<b>MATERIAL:</b>		<b>DWG NO:</b> JFCD0406T0470NF		
<b>SURFACE TREATMENT:</b> PAINTED BLACK		DWG BY:	LJ.Zhang	07.10.2014
<b>DESCRIPTION:</b> DUPLEXER		CHK'D BY:		
		APP'V'D BY:		
Unit:	Tolerance:	The First:		2:5
mm[inch]	Liner: ±0.25 Anguar: ±0.5°			A4



This document is the property of JQL Electronic Inc. It cannot be copied, duplicated, used for manufacturing purposes or communicated to third party as a whole or partly, without the written consent of JQL Electronic Inc.

1

2

3

4

5

6

Document No.	QR4-700-T-003
REV.	A/0

REV.	DESCRIPTION	REVISOR	DATE	APPROVED
0	-	LJ.Zhang	07.10.2014	David

A

A

ITEM	SPECIFICATIONS
Frequency(MHz)	406~470
Spacing(MHz)	5~16
Insertion Loss(dB)	1.5 Max
Return Loss(dB)	14 Min
Isolation(dB)	65 Min
Power Rating(W)	25
Impedance( $\Omega$ )	50
Temperature( $^{\circ}$ C)	-30 to +60
Connector	N-Female
Notes	

B

B

C

C

D

D

<b>JQL</b> JQL Electronic Inc				
<b>MATERIAL:</b>		<b>DWG NO:</b> JFCD0406T0470NF		
<b>SURFACE TREATMENT:</b> PAINTED BLACK		DWG BY:	LJ.Zhang	07.10.2014
<b>DESCRIPTION:</b> DUPLEXER		CHK'D BY:		
		APPV'D BY:		
Unit:	Tolerance:	The First:		1:2
mm[inch]	Liner: $\pm 0.25$ Anguar: $\pm 0.5^{\circ}$			
				A4



This document is the property of JQL Electronic Inc. It cannot be copied, duplicated, used for manufacturing purposes or communicated to third party as a whole or partly, without the written consent of JQL Electronic Inc.

1

2

3

WEIGHT:

5

SHEET 2 OF 2