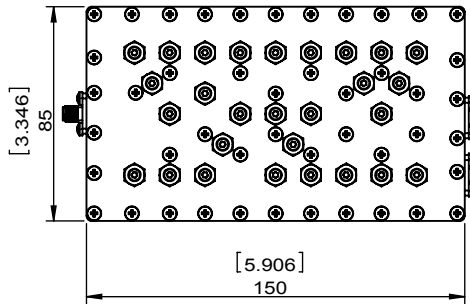
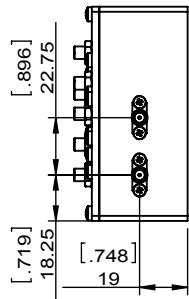
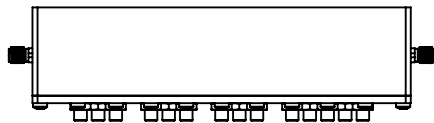
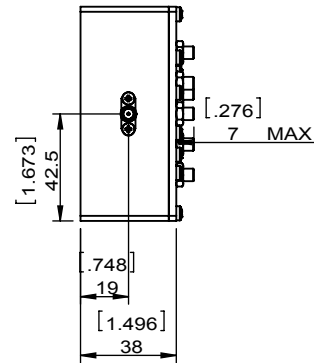


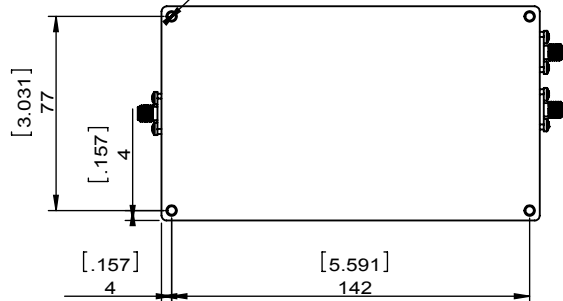
1		2		3		4		5		6	
Document No.	QR4-700-T-003	REV.	A/0	REV.	DESCRIPTION	REVISOR	DATE	APPROVED			
		0		ZQ.Hou	11.05.2014	David					



3-SMA Female



4 x M4 - 6H ∇ 8[.315]
 \checkmark ϕ 4.20[.165] X 90°, 近端



ITEM	SPECIFICATIONS	
Frequency (MHz)	902~928	2400~2470
Insetion Loss(dB)	1.5 Max	
Ripple(dB)	0.5 Max	
Reject(dBc)	40 Min @ 0-880Mhz 50 Min @ 890Mhz 30 Min @ 932Mhz 50 Min @ 960-5000Mhz	40 Min @ 0-2370Mhz 40 Min @ 2500-5000Mhz
Return Loss(dB)	14Min	
Impedance(Ω)	50	
Input/Output Power(W)	2 Min CW	
Temperature($^{\circ}$ C)	-10~+70	
Connector	SMA FEMALE	
Notes	1) Mechanical adapter with holes that match for screw pass At diameter 4-40	

JQL JQL Electronic Inc				
MATERIAL:		DWG NO:		
		JFCD0902T2470SF		
SURFACE TREATMENT:		DWG BY:		SCALE
PAINTED BLACK		ZQ.Hou		11.05.2014
DESCRIPTION:		CHK'D BY:		1:3
Diplexer		APPV'D BY:		
		Unit:		The First:
		mm[inch]		
		Tolerance:		A4
		Liner: ± 0.25 Anguar: $\pm 0.5^{\circ}$		



This document is the property of JQL Electronic Inc. It cannot be copied, duplicated, used for manufacturing purposes or communicated to third party as a whole or partly, without the written consent of JQL Electronic Inc.