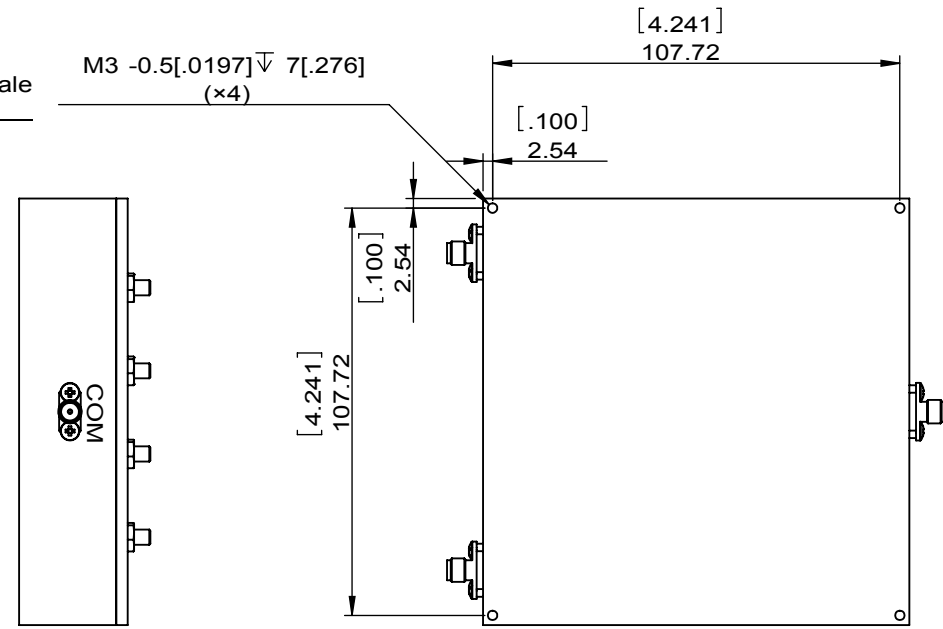
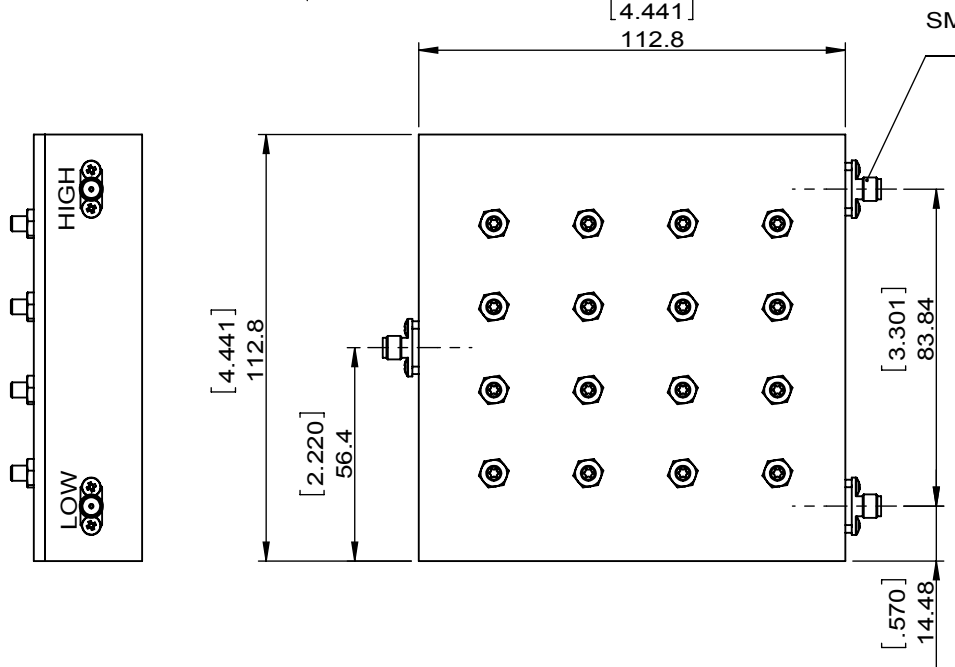
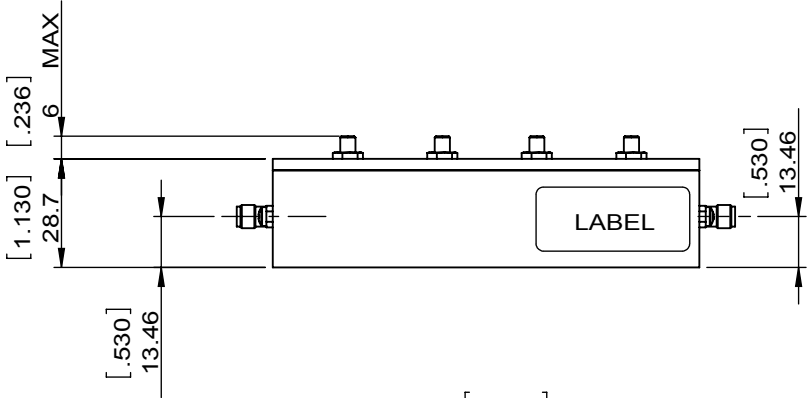


1		2		3		4		5		6			
Document No.	QR4-700-T-003	REV.	A/0	REV.	0	DESCRIPTION		REVISOR	LJ.Zhang	DATE	05.04.2014	APPROVED	David



This document is the property of JQL Electronic Inc. It cannot be copied, duplicated, used for manufacturing purposes or communicated to third party as a whole or partly, without the written consent of JQL Electronic Inc.

**JQL** JQL Electronic Inc 3501 Algonquin Road, Ste 230 1(888) 236-9828 Rolling Meadows, IL 60008 (630) 823-2902

<b>MATERIAL:</b> -	<b>DWG NO:</b> JFCD1920T2170SF			
<b>SURFACE TREATMENT:</b> BLACK PAINTED	DWG BY:	LJ.Zhang	05.04.2014	SACLE
<b>DESCRIPTION:</b> DUPLEXER	CHK'D BY:			
	APPV'D BY:			1:2
	Unit: mm[inch]	Tolerance: Liner: ±0.25 Anguar: ±0.5°	The First:	A4

1		2		3		4		5		6	
Document No.	QR4-700-T-003					REV.	DESCRIPTION	REVISOR	DATE	APPROVED	
REV.	A/0					0		LJ.Zhang	05.04.2014	David	

ITEM	SPECIFICATIONS	
Frequency Range (MHz)	LOW:1920~1980	HIGH:2110~2170
Insertion Loss(dB)	0.70 Max,0.65 Typ	
Ripple(dB)	0.40Max P-T-P	
Return Loss(dB)	18.0 Min	
Attenuation(dB)	90.0 Min, 95.0 Typ @2110MHz~2170MHz 50.0 Min , 60.0 Typ @1710MHz~1880MHz	90.0Min ,95.0 Typ @1920MHz~1980MHz
Isolation between filters(dB)	90.0 Min , 95.0 Typ	
In/Out Impedance ( Ω )	50	
Power Handling(Watt)	50 CW Max	
Operating Temperature(°C)	-20~+70	
RF Connector	SMA Female	
Dimension(mm)	112.8×112.8×28.7	

<b>JQL</b> <b>JQL Electronic Inc</b>		3501 Algonquin Road, Ste 230 1(888) 236-9828 Rolling Meadows, IL 60008 (630) 823-2902	
<b>MATERIAL:</b>	<b>DWG NO:</b> JFCD1920T2170SF		
<b>SURFACE TREATMENT:</b> BLACK PAINTED	DWG BY:	LJ.Zhang	2014/5/4
	CHK'D BY:		
<b>DESCRIPTION:</b> DUPLXER	APPV'D BY:		1:2
	Unit:	Tolerance:	The First:
	mm[inch]	Liner: ±0.25 Anguar: ±0.5°	
			A4



This document is the property of JQL Electronic Inc.  
It cannot be copied, duplicated, used for manufacturing purposes  
or communicated to third party as a whole or partly,  
without the written consent of JQL Electronic Inc.