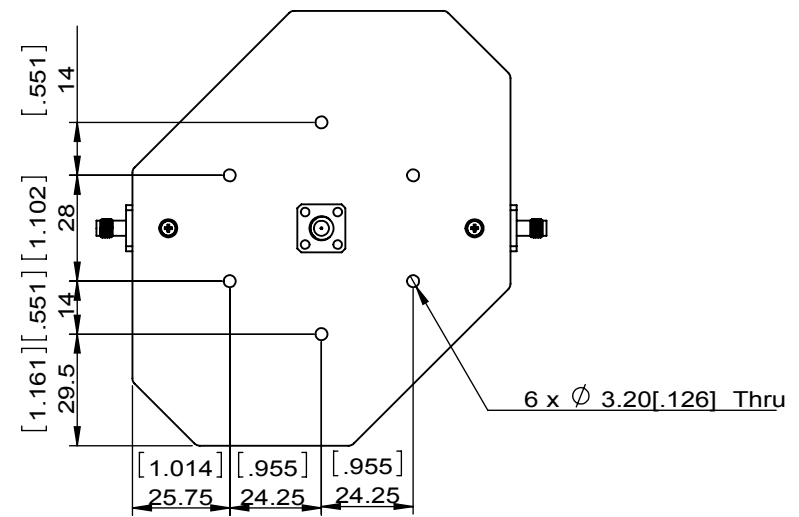
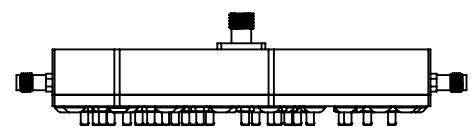
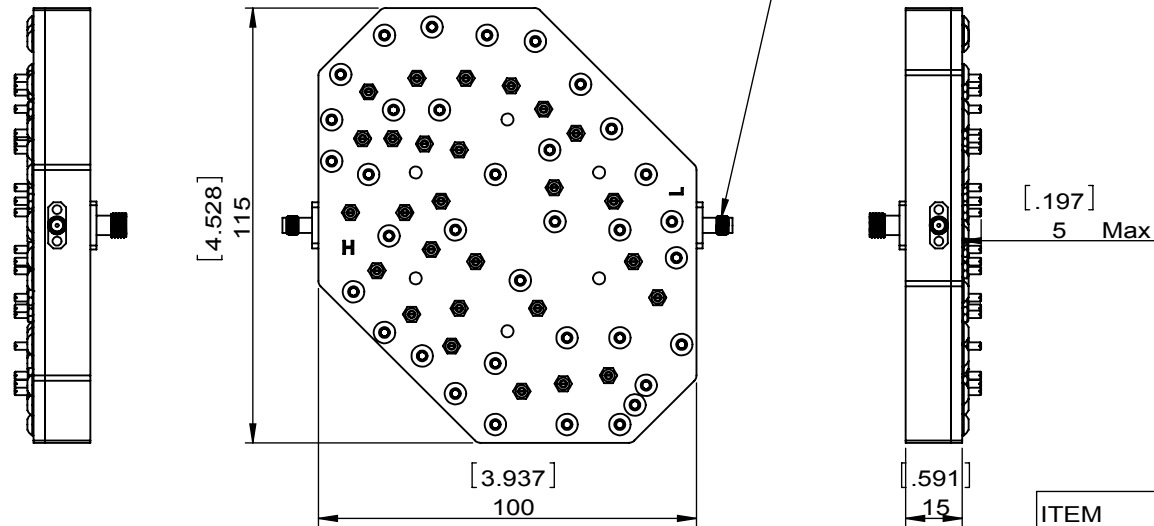


1		2		3		4		5		6	
Document No.	QR4-700-T-003	REV.	A/0	REV.	DESCRIPTION	REVISOR	DATE	APPROVED			
		0		ZQ.Hou	06.19.2015	David					



ITEM	SPECIFICATIONS	
Frequency range(MHz)	4400~4540	4700~4840
Insertion Loss(dB)	1.2 Max	
Ripple(dB)	0.4 Max	
Reject(dB)	35 Min@4190&4750Mhz 30 Min@8800~9080Mhz	35 Min@4490&5050Mhz 30 Min@9400~9680Mhz
Return Loss(dB)	18Min	
Isolation(dB)	70Min	
Impedance(Ω)	50	
Connector	SMA FEMALE	
Notes		

JQL JQL Electronic Inc

MATERIAL:	DWG NO: JFCD4400T4840SF			
SURFACE TREATMENT:	DWG BY:	ZQ.Hou	06.19.2015	SCALE
	CHK'D BY:			
DESCRIPTION: DIPLEXER	APPV'D BY:			1:2
	Unit: mm[inch]	Tolerance: Liner: ±0.25 Anguar: ±0.5°	The First:	A4

RoHS COMPLIANCE

This document is the property of JQL Electronic Inc. It cannot be copied, duplicated, used for manufacturing purposes or communicated to third party as a whole or partly, without the written consent of JQL Electronic Inc.