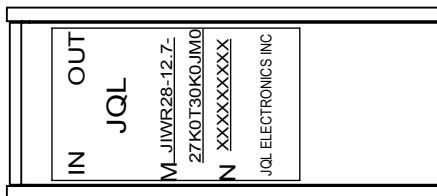
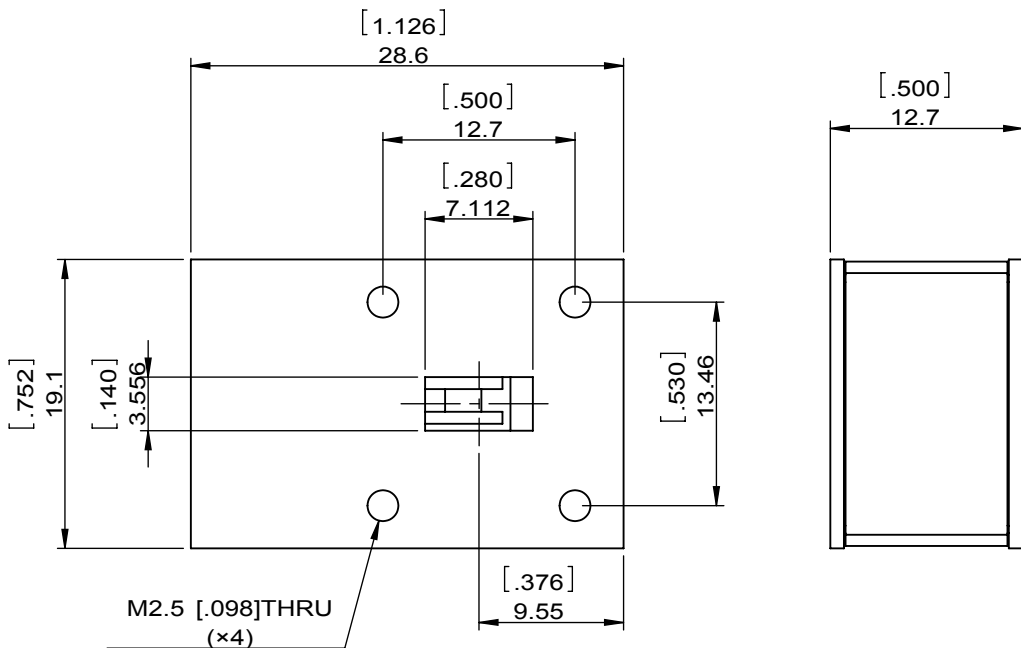



1		2		3		4		5		6	
Document No.	QR4-700-T-003					REV.	DESCRIPTION	REVISOR	DATE	APPROVED	
REV.	A/0					0		ZC.Wu	03.18.2015	David	



SPECIFICATIONS	
Part's Number	JIWR28-12.7-29K0T31K0
Frequency(GHz)	29.00~31.00
Direction	-
Insertion Loss(dB)MAX	0.3
Isolation(dB)MIN	20.0
Return Loss(dB)MIN	20.0
3rd IMD(dBc)MAX	-
Power FWD/REV/PK(Watt)	5/1/-
Operating Temperature(°C)	-40~+85
Storage Temperature(°C)	-
2nd/3rd Harmonic(dBc)	-
Termination/Attenuator(Watt/dB)	-
Tab(W×LG×THK)(mm[Inch])	-
Additional Notes	-



<b>JQL JQL Electronic Inc</b>				
<b>MATERIAL:</b> ALUM		<b>DWG NO:</b> JIWR28-12.7-29K0T31K0		
<b>SURFACE TREATMENT:</b> FILM OXDIE		DWG BY:	ZC.Wu	03.18.2015
<b>DESCRIPTION:</b> WAVEGUIDE ISOLATOR		CHK'D BY:		SCALE
		APPV'D BY:		2:1
		Unit: mm[inch]	Tolerance: Liner: ±0.25 Anguar: ±0.5°	The First: 
				A4



This document is the property of JQL Electronic Inc. It cannot be copied, duplicated, used for manufacturing purposes or communicated to third party as a whole or partly, without the written consent of JQL Electronic Inc.