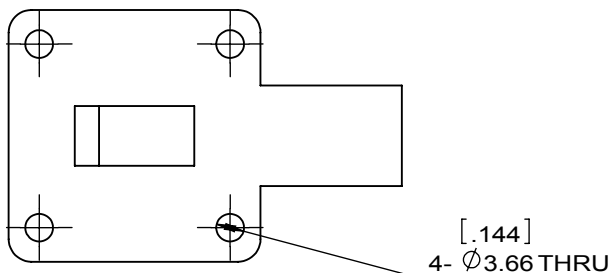
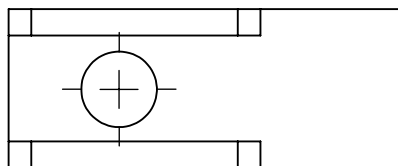
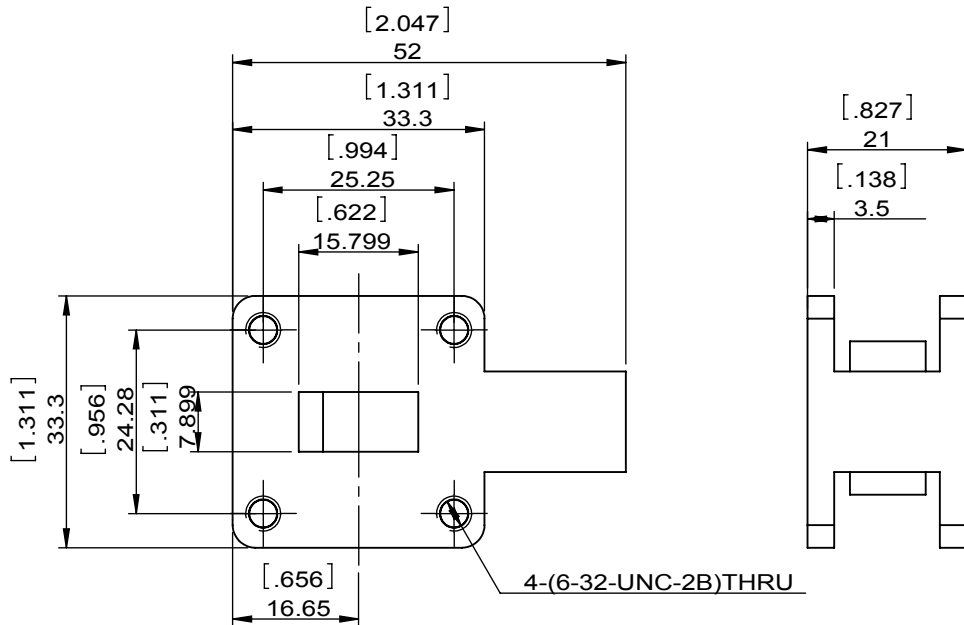


1		2		3		4		5		6	
Document No.	QR4-700-T-003	REV.	A/0	REV.	DESCRIPTION	REVISOR	DATE	APPROVED			
		0		ZC.Wu	08.04.2014	David					



SPECIFICATIONS	
Part's Number	JIWR62-21-14K4T14K9
Frequency(GHz)	14.40~14.90
Direction	
Insertion Loss(dB)MAX	0.20
Isolation(dB)MIN	23.0
Return Loss(dB)MIN	22.0
3rd IMD(dBc)MAX	
Power FWD/REV/PK(Watt)	25/25/-
Operating Temperature(°C)	-40~+85
Storage Temperature(°C)	
2nd/3rd Harmonic(dBc)	-
Termination/Attenuator(Watt/dB)	
Tab(W×LG×THK)(mm[Inch])	
Additional Notes	-

JQL JQL Electronic Inc				
MATERIAL: Copper		DWG NO: JIWR62-21-14K4T14K9		
SURFACE TREATMENT: Silver plated		DWG BY:	ZC.Wu	08.04.2014
DESCRIPTION: CUSTOM WAVEDUIDE ISOLATOR		CHK'D BY:		SCALE
		APP'V'D BY:		1:1
Unit: mm[inch]	Tolerance: Liner: ±0.25 Anguar: ±0.5°	The First:		A4



This document is the property of JQL Electronic Inc. It cannot be copied, duplicated, used for manufacturing purposes or communicated to third party as a whole or partly, without the written consent of JQL Electronic Inc.