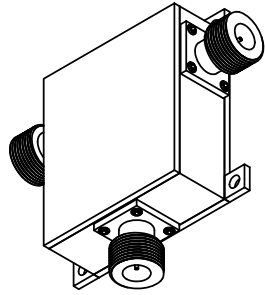

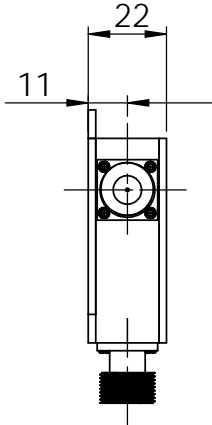
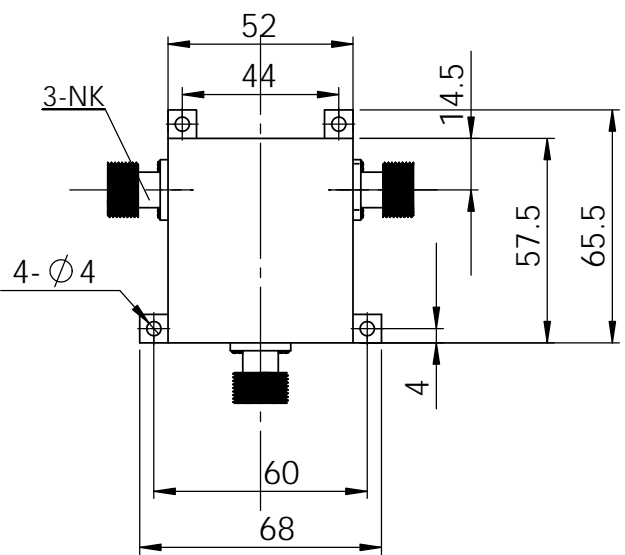


5		6		
REV.	DESCRIPTION	REVISOR	DATE	APPROVE



SPECIFICATIONS

P/N: JCC0406T0430N20
 FREQ: 0.406~0.430GHz
 ISOLATION: 25dB MIN
 INS LOSS: 0.25dB MAX
 VSWR: 1.20:1 MAX
 POWER: 100W AVG
 CIRCULATION: CLOCKWISE
 CONNECTOR: N-FEMALE
 TEMPERATURE OPERATING: -20C~+60C
 STORAGE: -55C~+125C

This document is the property of JQL Electronic Inc. It cannot be copied, duplicated, used for manufacturing purposes or communicated to third party as a whole or partly, without the written consent of JQL Electronic Inc.

Connector Option: The data sheet shows the default connector as N-f, optional connectors includes N-m, SMA-f and SMA-m, please see the specifications for details.

JQL JQL Electronic Inc		3501 Algonquin Road, Ste 230 Rolling Meadows, IL 60008		Tel : 1(888)236-9828 Fax: 1(630)823-2902	
MATERIAL: STEEL Y15		DWG NO. JCC0406T0430N20			
SURFACE TREATMENT: NICKLE PLATING		NAME		DATE	SIGNATURE
DESCRIPTION: COAX CIRCULATOR		DWG BY:		REV:	
		CHK'D BY:			
		APPV'D BY:			
		TOLERANCE		Q.A	
		Liner: ±0.1mm		A4	
		Angular: ±0.5°			