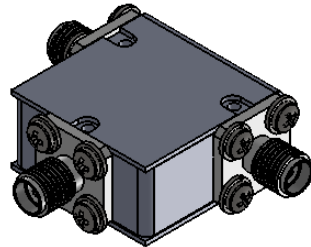
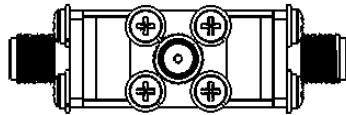
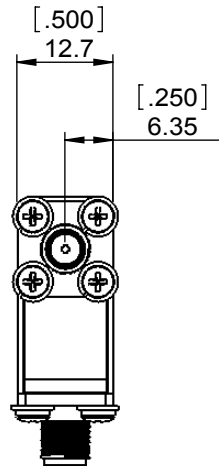
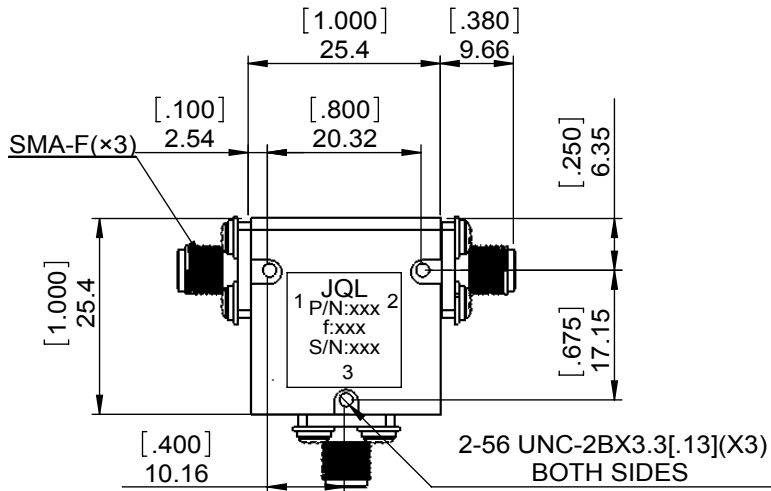


1		2		3		4		5		6			
Document No.	QR4-700-T-003	REV.	A/0	REV.	0	DESCRIPTION		REVISOR	ZC.Wu	DATE	08.01.2014	APPROVED	David



SPECIFICATIONS	
Part's Number	JCC3000T3500S10
Frequency(GHz)	3.000~3.500
Direction	-
Insertion Loss(dB)MAX	0.30
Isolation(dB)MIN	20.0
Return Loss(dB)MIN	20.0
3rd IMD(dBc)MAX	-
Power FWD/REV/PK(Watt)	100/100/-
Operating Temperature(°C)	-30~+75
Storage Temperature(°C)	
2nd/3rd Harmonic(dBc)	
Termination/Attenuator(Watt/dB)	
Tab(W×LG×THK)(mm[Inch])	-
Additional Notes	-



This document is the property of JQL Electronic Inc. It cannot be copied, duplicated, used for manufacturing purposes or communicated to third party as a whole or partly, without the written consent of JQL Electronic Inc.

JQL JQL Electronic Inc				
MATERIAL: STEEL		DWG NO: JCC3000T3500S10		
SURFACE TREATMENT: NICKEL PLATING		DWG BY:	ZC.Wu	08.01.2014
DESCRIPTION: COAX CIRCULATOR		CHK'D BY:		SCALE
		APP'V'D BY:		1:1
Unit: mm[inch]	Tolerance: Liner: ±0.25 Anguar: ±0.5°	The First:		A4