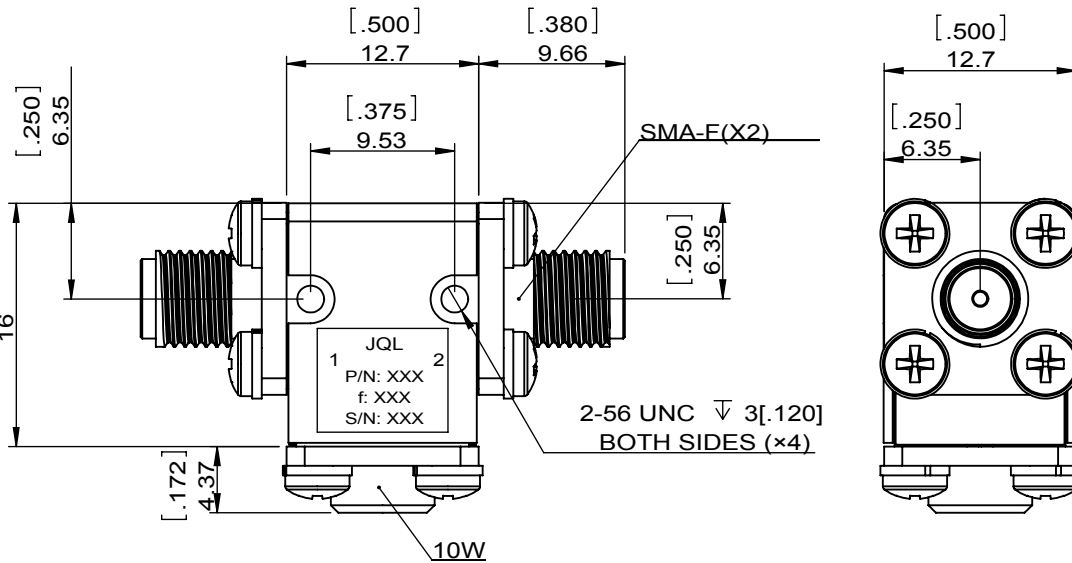
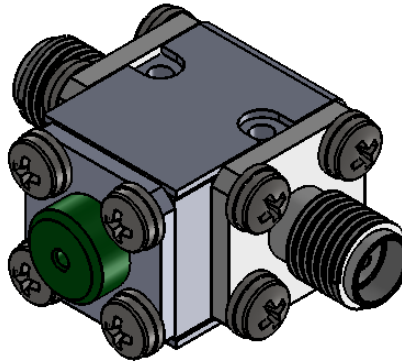
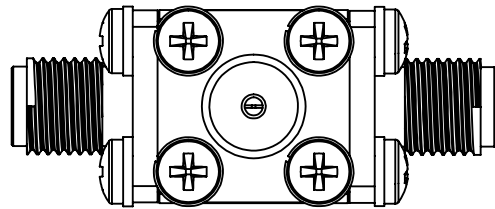


1	2
Document No.	QR4-700-T-003
REV.	A/0

4	5	6		
REV.	DESCRIPTION	REVISOR	DATE	APPROVED
0		ZC.Wu	06.19.2015	David



SPECIFICATIONS	
Part's Number	JIC15K5T17K5S1
Frequency(GHz)	15.500~17.500
Direction	-
Insertion Loss(dB)MAX	0.5
Isolation(dB)MIN	20.0
Return Loss(dB)MIN	19.0
3rd IMD(dBc)MAX	-
Power FWD/REV/PK(Watt)	65/10/-
Operating Temperature(°C)	-30~+75
Storage Temperature(°C)	-
2nd/3rd Harmonic(dBc)	-
Termination/Attenuator(Watt/dB)	10
Tab(W×LG×THK)(mm[Inch])	-
Additional Notes	-

JQL JQL Electronic Inc				
MATERIAL: STEEL		DWG NO: JIC15K5T17K5S1		
SURFACE TREATMENT: NICKEL PLATING		DWG BY:	ZC.Wu	06.19.2015
DESCRIPTION: COAXIAL ISOLATOR		CHK'D BY:		SCALE
		APPV'D BY:		1:1
Unit:	Tolerance:	The First:		A4
mm[inch]	Liner: ±0.25 Anguar: ±0.5°			



This document is the property of JQL Electronic Inc. It cannot be copied, duplicated, used for manufacturing purposes or communicated to third party as a whole or partly, without the written consent of JQL Electronic Inc.