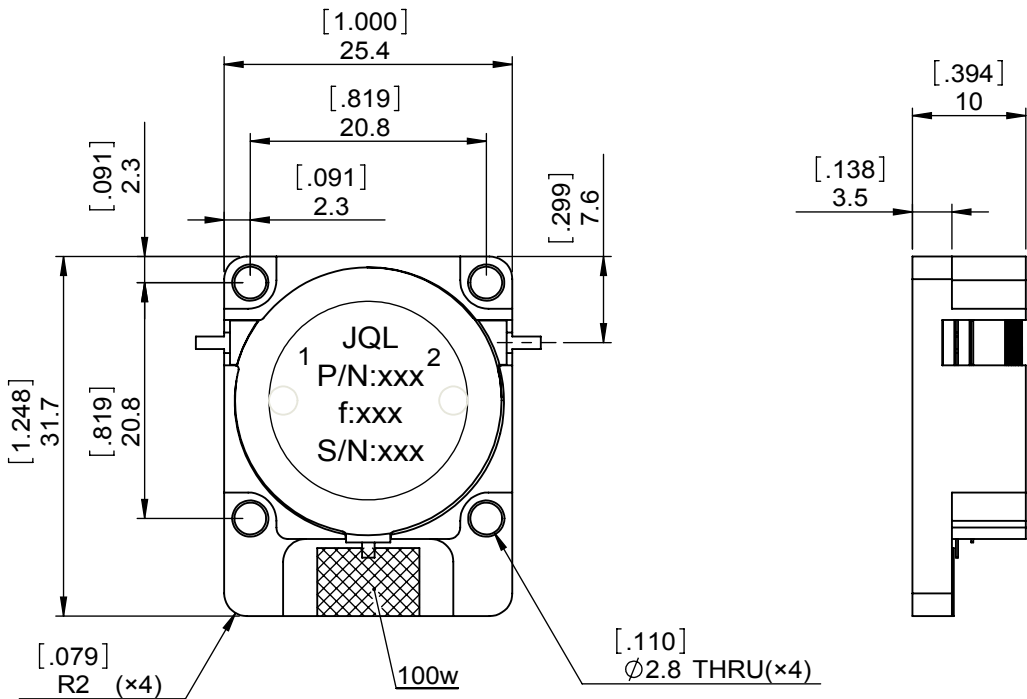
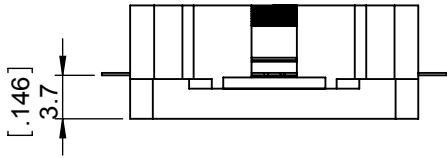
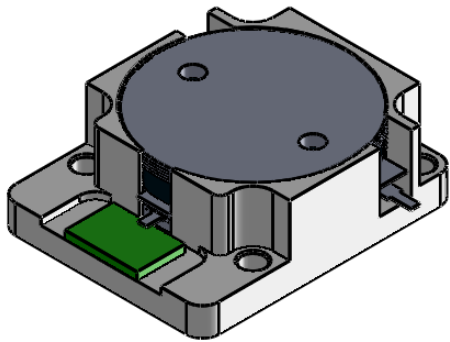


1		2		3		4		5		6	
Document No.	QR4-700-T-003	REV.	A/0	REV.	DESCRIPTION	REVISOR	DATE	APPROVED			
				0		LJ.Zhang	03.24.2014	David			



SPECIFICATIONS	
Part's Number	JID0860T0872M10
Frequency(GHz)	0.860~0.872
Direction	CW
Insertion Loss(dB)MAX	0.22
Isolation(dB)MIN	23.0
Return Loss(dB)MIN	22.0
3rd IMD(dBc)MAX	-
Power FWD/REV/PK(Watt)	150/80/-
Operating Temperature(°C)	-40~+85
Storage Temperature(°C)	-
2nd/3rd Harmonic(dBc)	-
Termination/Attenuator(Watt/dB)	100
Tab(W×LG×THK)(mm[Inch])	1[0.039]x2.5[0.098]x0.2[0.008]
Additional Notes	-

JQL **JQL Electronic Inc** 500 Lake Cook Road, Suite 350 Deerfield, IL 60015, USA Tel: 1(888)236-9828 Fax: 1(888)823-2902

MATERIAL: STEEL	DWG NO: JID0860T0872M10		
SURFACE TREATMENT: NICKEL PLATING	DWG BY:	LJ.Zhang	03.24.2014
	CHK'D BY:		
DESCRIPTION: DROP-IN ISOLATOR	APPV'D BY:		3:2
	Unit: mm[inch]	Tolerance: Liner: ±0.25 Anguar: ±0.5°	The First:
			A4

RoHS COMPLIANCE
This document is the property of JQL Electronic Inc. It cannot be copied, duplicated, used for manufacturing purposes or communicated to third party as a whole or partly, without the written consent of JQL Electronic Inc.