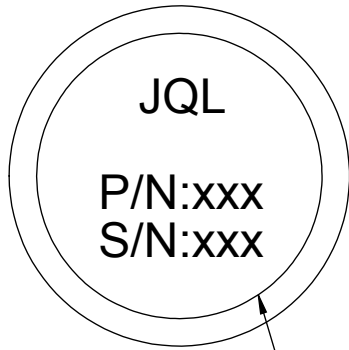
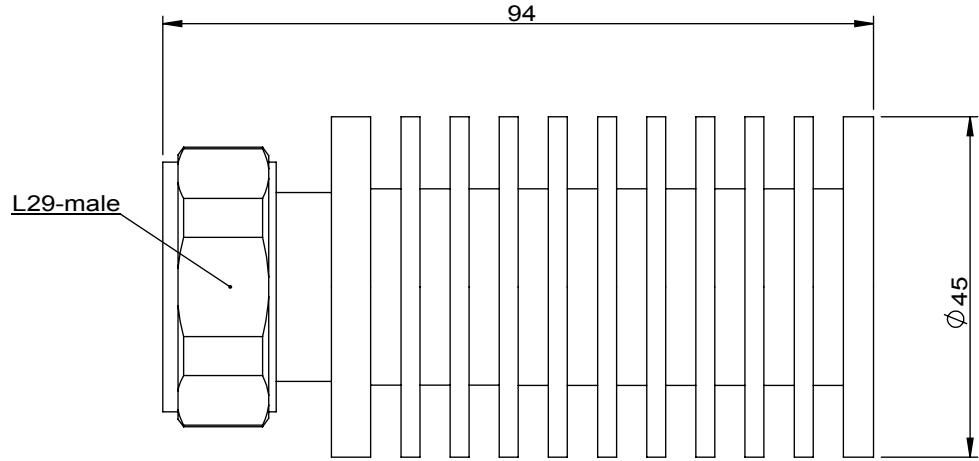


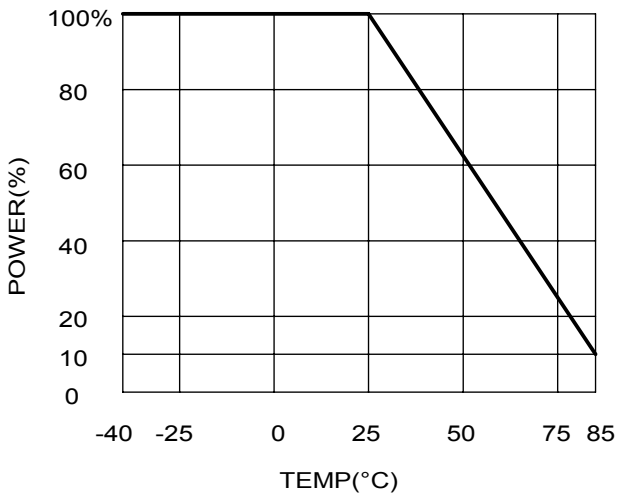
1	2	3	4	5	6			
Document No.	QR4-700-T-003			REV.	DESCRIPTION	REVISER	DATE	APPROVED
REV.	A/0			0		ZC.Wu	10.19.2016	David



THE LABEL'S P/N:J-D-50JR-25W-3



POWER DERATING GRAPHS



- SPECIFICATIONS:
- 1.Frequency range: DC-3GHz
  - 2.VSWR: 1.20:1 Max.
  - 3.Power Rating: 25W
  - 4.Impedance: 50Ω
  - 5.Size:Φ45x94
  - 6.Temperature range: -40~+85°C.

<b>JQL JQL Electronic Inc</b>				
<b>MATERIAL:</b>		<b>DWG NO:</b>		
-		J-D-50JR-25W-3		
<b>SURFACE TREATMENT:</b>		DWG BY:	ZC.Wu	10.19.2016
-		CHK'D BY:		SCALE
<b>DESCRIPTION:</b>		APPV'D BY:		1:2
ATTENUATORS		Unit:	Tolerance:	
		mm[inch]	Liner: ±0.1mm Anguar: ±0.5°	The First:
				A4



This document is the property of JQL Electronic Inc. It cannot be copied, duplicated, used for manufacturing purposes or communicated to third party as a whole or partly, without the written consent of JQL Electronic Inc.