Document No.	QR4-700-T-003
REV.	A/0

REV.	DESCRIPTION	REVISOR	DATE	APPROVED
0		Hu.Jiang	01.18.2018	HC.Qiu

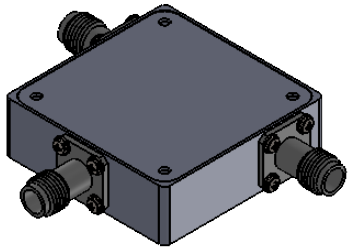

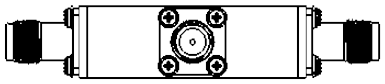

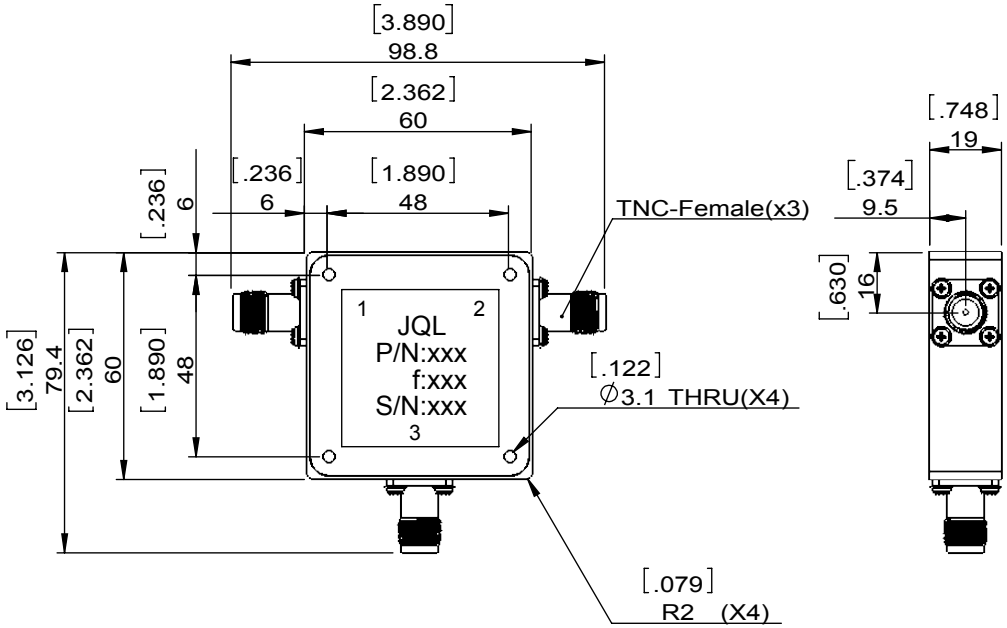

SPECIFICATIONS	
Part's Number	JCC0389T0451N20
Frequency(GHz)	0.389~0.451
Direction	CW
Insertion Loss(dB)MAX	0.25
Isolation(dB)MIN	20.0
Return Loss(dB)MIN	20.0
3rd IMD(dBc)MAX	
Power FWD/REV/PK(Watt)	200/200/2000W (PW=20mSec, DC=40%)
Operating Temperature(°C)	-20~+85
Storage Temperature(°C)	-55~+125-
2nd/3rd Harmonic(dBc)	-
Termination/Attenuator(Watt/dB)	-
Tab(W×LG×THK)(mm[Inch])	
Additional Notes	-

JQL Electronic Inc

MATERIAL: STEEL

DWG NO: JCC0389T0451N20

SURFACE TREATMENT: SILVER PLATING

DESCRIPTION: COAXIAL CIRCULATOR

DWG BY:	Hu.Jiang	10.18.2018	SCALE
CHK'D BY:			1:2
APPV'D BY:			
Unit: mm[inch]	Tolerance: Liner: ±0.25 Anguar: ±0.5°	The First:	A4

RoHS COMPLIANCE

This document is the property of JQL Electronic Inc.
It cannot be copied, duplicated, used for manufacturing purposes or communicated to third party as a whole or partly, without the written consent of JQL Electronic Inc.

WEIGHT:

SHEET 1 OF 1