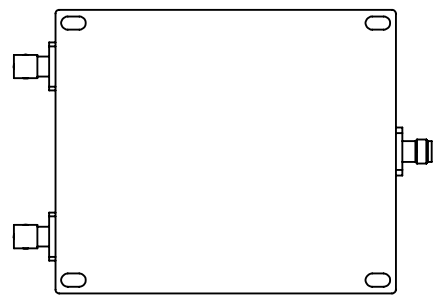
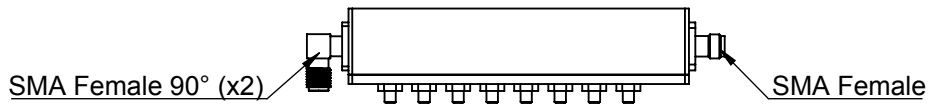
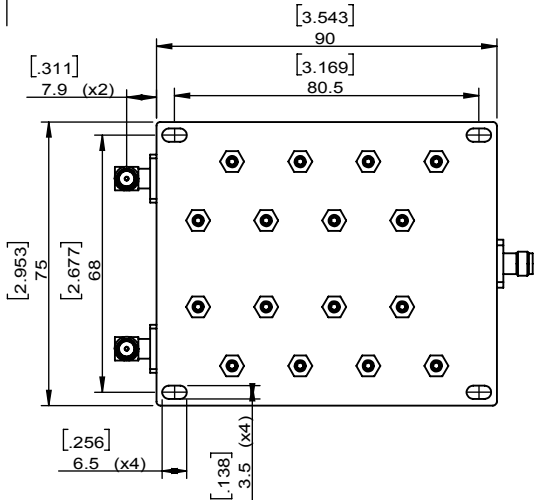


1		2		3		4		5		6	
Document No.	QR4-700-T-003	REV.	A/0	REV.	DESCRIPTION	REVISER	DATE	APPROVED			
				0		YL.Chen	12.07.2018	HC.Qiu			



ITEM	SPECIFICATIONS	
Frequency Band(GHz)	Low Filter	High Filter
	4.4 ~ 4.9	5.25 ~ 5.85
Return Loss(dB)	18 Min	
Isolation(dB)	80 Min	
Insertion Loss(dB)	0.5 Max	
Rejection(dB)	40 Min @ 0 ~ 4.2GHz	40 Min @ 0 ~ 4.4GHz
	88 Min @ 5.25 ~ 5.85GHz	88 Min @ 4.4 ~ 4.9GHz
	40 Min @ 5.85 ~ 18GHz	40 Min @ 6.05 ~ 18GHz
Power Handling(W)	50 Min	
Shock Impulse	20g, 11 ms.	
Shock Sustained	Test level 2, Type R.	
Vibration	Cat. U2 curve F, F1. Cat. S curve M	
Temperature(°C)	-85~+85	
Weight(Kg)	0.5 Max (TBC)	
Connectors	SMA Female	
Notes		

JQL JQL Electronic Inc				
MATERIAL:		DWG NO: JFCD4400T5850SF-A		
SURFACE TREATMENT: Silver Plating		DWG BY: YL.Chen	12.07.2018	SCALE
DESCRIPTION: Duplexer		CHK'D BY:		1:3
		APPV'D BY:		
Unit: mm[inch]		Tolerance: Liner: ±0.25	The First:	A4
		Anguar: ±0.5°		



This document is the property of JQL Electronic Inc. It cannot be copied, duplicated, used for manufacturing purposes or communicated to third party as a whole or partly, without the written consent of JQL Electronic Inc.