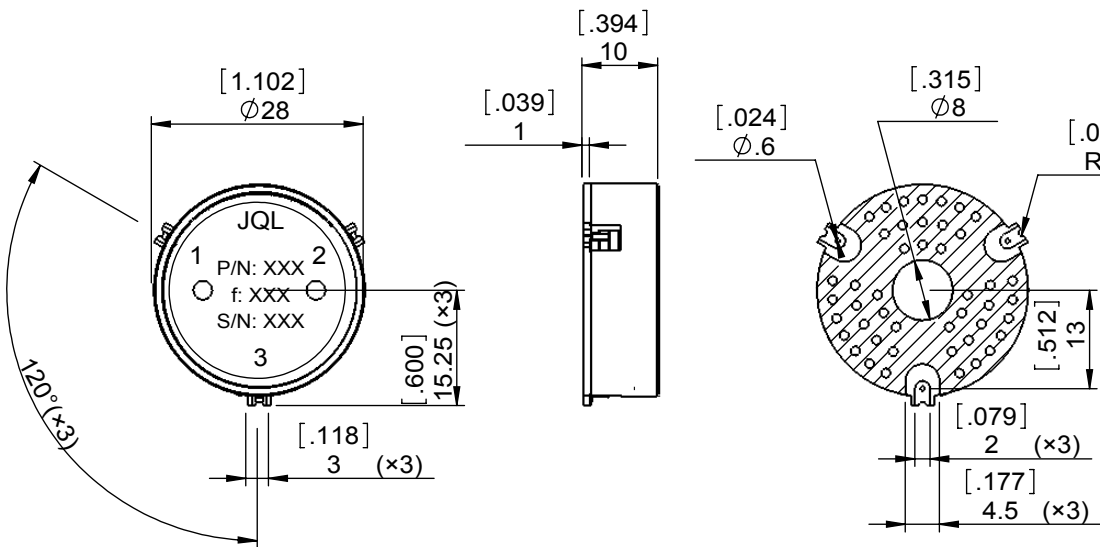
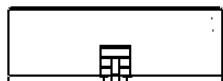
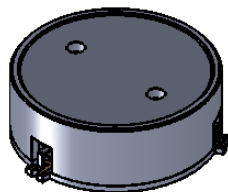


1		2		3		4		5		6	
Document No.	QR4-700-T-003	REV.	0	DESCRIPTION		REVISOR	LJ.Zhang	DATE	10.23.2013	APPROVED	David
REV.	A/0										



SPECIFICATIONS	
Part's Number	JCM0700T0800A1
Frequency(GHz)	0.700~0.800
Direction	CW
Insertion Loss(dB)MAX	0.30
Isolation(dB)MIN	20.0
Return Loss(dB)MIN	20.0
3rd IMD(dBc)MAX	-75 @ 2X5W 5MHz Spacing
Power FWD/REV/PK(Watt)	10/10/-
Operating Temperature(°C)	-30~+75
Storage Temperature(°C)	-
2nd/3rd Harmonic(dBc)	-
Termination/Attenuator(Watt/dB)	-
Tab(W×LG×THK)(mm[Inch])	-
Additional Notes	-

**JQL** JQL Electronic Inc 500 Lake Cook Road, Suite 350 Deerfield, IL 60015, USA Tel: 1(888)236-9828 Fax: 1(888)823-2902

<b>MATERIAL:</b> STEEL	<b>DWG NO:</b> JCM0700T0800A1			
<b>SURFACE TREATMENT:</b> NICKEL PLATING	DWG BY:	LJ.Zhang	10.23.2013	SACLE
	CHK'D BY:			
<b>DESCRIPTION:</b> SMT CIRCULATOR	APPV'D BY:			1:1
	Unit:	Tolerance:	The First:	A4
	mm[inch]	Liner: ±0.25 Anguar: ±0.5°		



This document is the property of JQL Electronic Inc. It cannot be copied, duplicated, used for manufacturing purposes or communicated to third party as a whole or partly, without the written consent of JQL Electronic Inc.