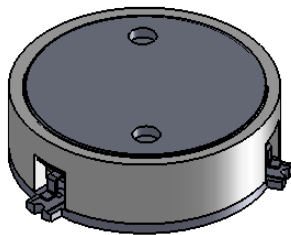
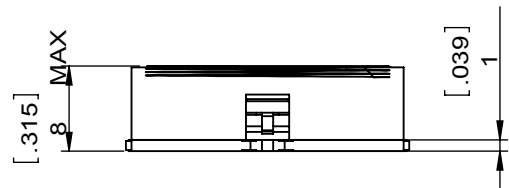
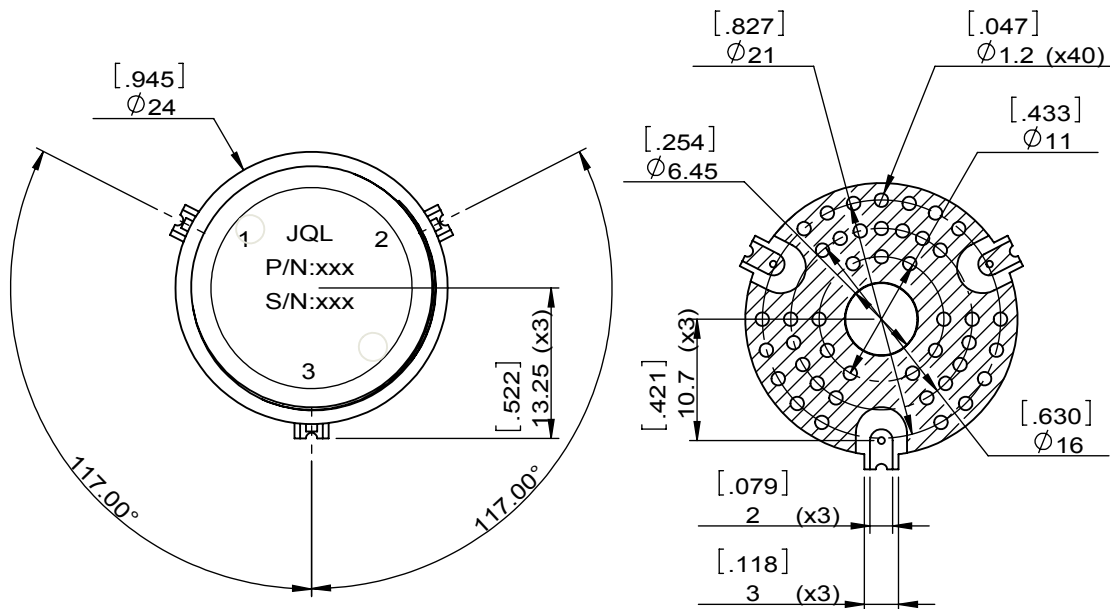


1		2		3		4		5		6	
Document No.	QR4-700-T-003	REV.	A/0	REV.	DESCRIPTION	REVISOR	DATE	APPROVED			
				0		LJ.Zhang	01.21.2015	David			



SPECIFICATIONS	
Part's Number	JCM0890T0915S10R
Frequency(GHz)	0.890~0.915
Direction	CW
Insertion Loss(dB)MAX	0.30
Isolation(dB)MIN	23.0
Return Loss(dB)MIN	21.0
3rd IMD(dBc)MAX	-75 @ 2x43dBm 5MHz Spacing
Power FWD/REV/PK(Watt)	100/100/500
Operating Temperature(°C)	-30~+75
Storage Temperature(°C)	-
2nd/3rd Harmonic(dBc)	-
Termination/Attenuator(Watt/dB)	-
Tab(W×LG×THK)(mm[Inch])	-
Additional Notes	-



This document is the property of JQL Electronic Inc. It cannot be copied, duplicated, used for manufacturing purposes or communicated to third party as a whole or partly, without the written consent of JQL Electronic Inc.

<b>JQL</b> JQL Electronic Inc		<b>DWG NO:</b> JCM0890T0915S10R			
<b>MATERIAL:</b> STEEL		DWG BY: LJ.Zhang		01.21.2015	
<b>SURFACE TREATMENT:</b> NICKEL PLATED		CHK'D BY:		SACLE	
<b>DESCRIPTION:</b> SMT CIRCULATOR		APPV'D BY:		3:2	
Unit: mm[inch]		Tolerance: Liner: ±0.25 Anguar: ±0.5°		The First:	
				A4	