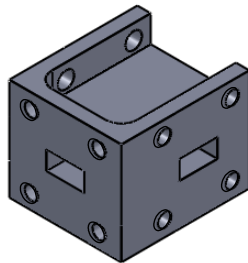
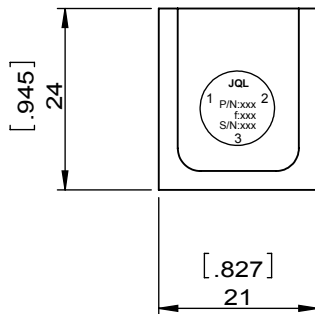
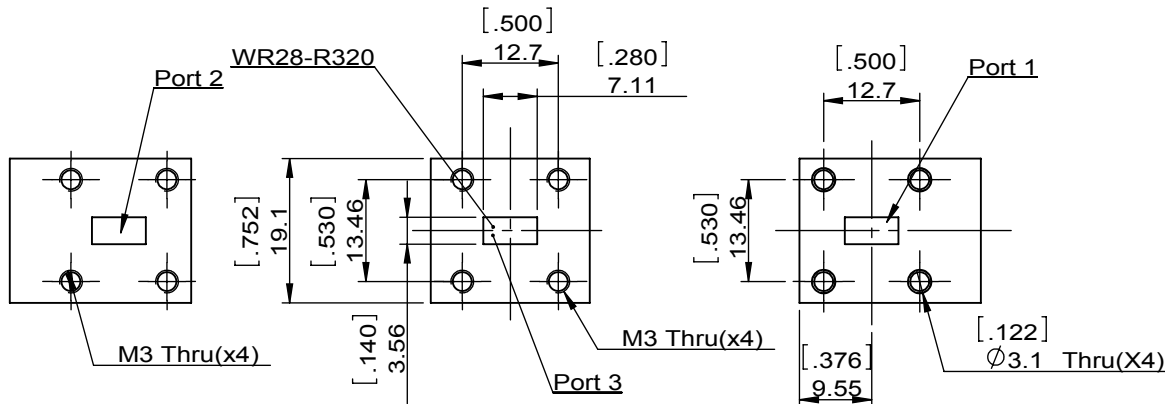


1		2		3		4		5		6	
Document No.	QR4-700-T-003	REV.	A/0	REV.	DESCRIPTION	REVISOR	DATE	APPROVED			
				0			08.07.2015	David			



SPECIFICATIONS	
Part's Number	JCWR28-21A-33K0T35K0
Frequency(GHz)	33.00~35.00
Direction	CW
Insertion Loss(dB)MAX	0.35
Isolation(dB)MIN	21.0
Return Loss(dB)MIN	20.0
3rd IMD(dBc)MAX	
Power FWD/REV/PK(Watt)	5/5/
Operating Temperature(°C)	-40~+80
Storage Temperature(°C)	
2nd/3rd Harmonic(dBc)	-
Termination/Attenuator(Watt/dB)	
Tab(W×LG×THK)(mm[Inch])	
Additional Notes	-

<b>JQL Electronic Inc</b>				
<b>MATERIAL:</b> ALUM		<b>DWG NO:</b> JCWR28-21A-33K0T35K0		
<b>SURFACE TREATMENT:</b> CHEM FILM		DWG BY:	ZC.Wu	08.07.2015
<b>DESCRIPTION:</b> WAVE GUIDE CIRCULATOR		CHK'D BY:		SCALE
		APP'V'D BY:		1:1
Unit: mm[inch]	Tolerance: Liner: ±0.25 Anguar: ±0.5°	The First:		A4



This document is the property of JQL Electronic Inc. It cannot be copied, duplicated, used for manufacturing purposes or communicated to third party as a whole or partly, without the written consent of JQL Electronic Inc.