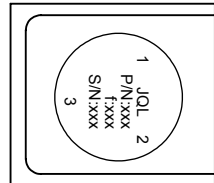
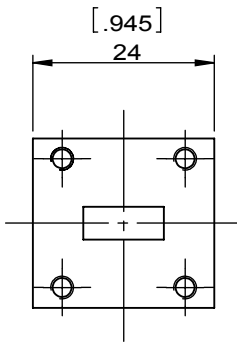
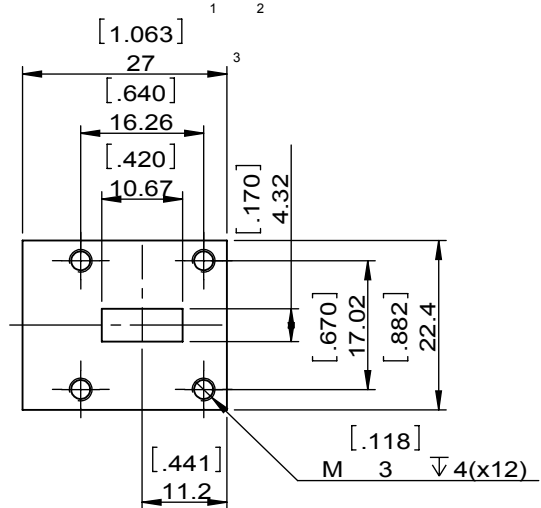
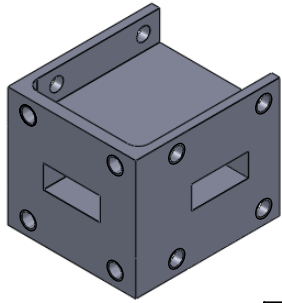


P/N:xxx
E:xxx
S/N:xxx

1		2		3		4		5		6	
Document No.		QR4-700-T-003		REV.		DESCRIPTION		REVISOR		DATE	
REV.		A/0		0				ZC.Wu		08.03.2015	
								APPROVED		David	



SPECIFICATIONS	
Part's Number	JCWR42-24-17K7T19K7
Frequency(GHz)	17.00~19.00
Direction	CW
Insertion Loss(dB)MAX	0.3
Isolation(dB)MIN	20.0
Return Loss(dB)MIN	19.0
3rd IMD(dBc)MAX	
Power FWD/REV/PK(Watt)	5/5/-
Operating Temperature(°C)	-30~+75
Storage Temperature(°C)	
2nd/3rd Harmonic(dBc)	-
Termination/Attenuator(Watt/dB)	
Tab(W×LG×THK)(mm[Inch])	
Additional Notes	-

JQL JQL Electronic Inc				
MATERIAL: ALUM		DWG NO: JCWR42-24-17K7T19K7		
SURFACE TREATMENT: CHEM FILM		DWG BY:	ZC.Wu	08.03.2015
DESCRIPTION: WAVE GUIDE CIRCULATOR		CHK'D BY:		SCALE
		APPV'D BY:		1:1
		Unit: mm[inch]	Tolerance: Liner: ±0.25 Anguar: ±0.5°	The First:
				A4



This document is the property of JQL Electronic Inc. It cannot be copied, duplicated, used for manufacturing purposes or communicated to third party as a whole or partly, without the written consent of JQL Electronic Inc.