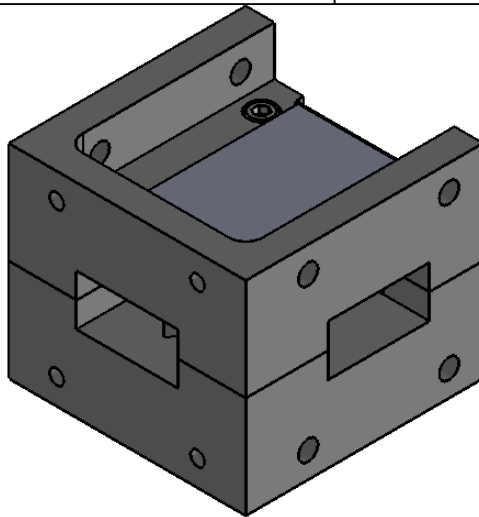
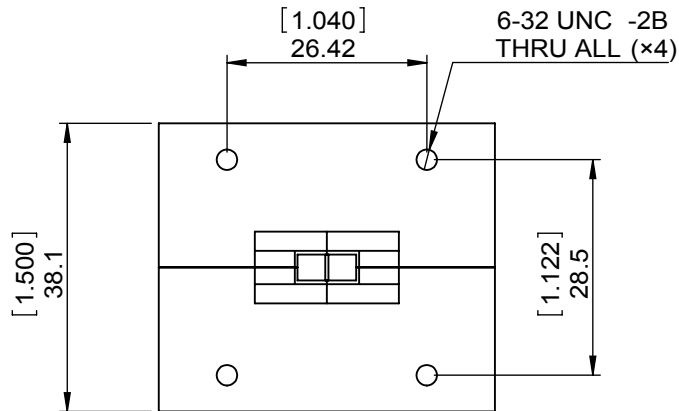
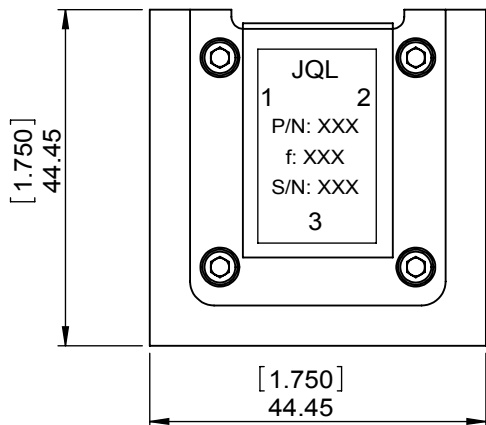
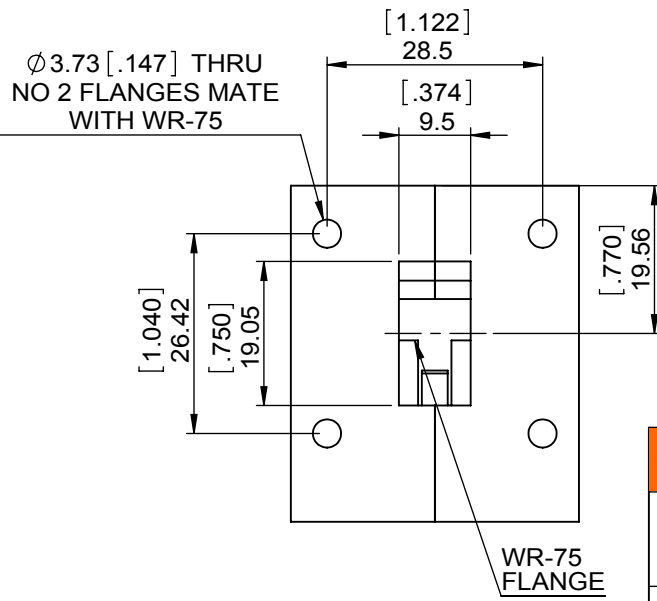


1		2		3		4		5		6	
Document No.	QR4-700-T-003					REV.	DESCRIPTION	REVISOR	DATE	APPROVED	
REV.	A/0					0		LJ.Zhang	03.24.2014	David	



SPECIFICATIONS	
Part's Number	JCWR75-44F-13K8T14K7
Frequency(GHz)	13.80~14.70
Direction	-
Insertion Loss(dB)MAX	0.20
Isolation(dB)MIN	26.0
Return Loss(dB)MIN	26.0
3rd IMD(dBc)MAX	-
Power FWD/REV/PK(Watt)	50/50/-
Operating Temperature(°C)	-40~+85
Storage Temperature(°C)	-
2nd/3rd Harmonic(dBc)	-
Termination/Attenuator(Watt/dB)	-
Tab(W×LG×THK)(mm[Inch])	-
Additional Notes	-



JQL JQL Electronic Inc 500 Lake Cook Road, Suite 350 Deerfield, IL 60015, USA Tel: 1(888)236-9828 Fax: 1(888)823-2902

MATERIAL: AL	DWG NO: JCWR75-44F-13K8T14K7		
SURFACE TREATMENT: CHEM FILM	DWG BY:	LJ.Zhang	03.24.2014
	CHK'D BY:		
DESCRIPTION: WAVEGUIDE	APPV'D BY:		1:1
	Unit: mm[inch]	Tolerance: Liner: ±0.25 Anguar: ±0.5°	The First:
			A4



This document is the property of JQL Electronic Inc. It cannot be copied, duplicated, used for manufacturing purposes or communicated to third party as a whole or partly, without the written consent of JQL Electronic Inc.