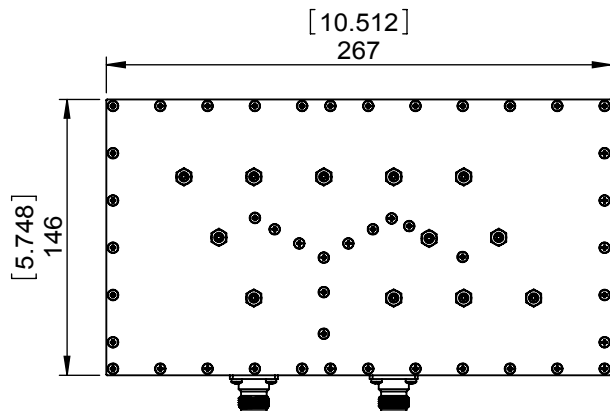
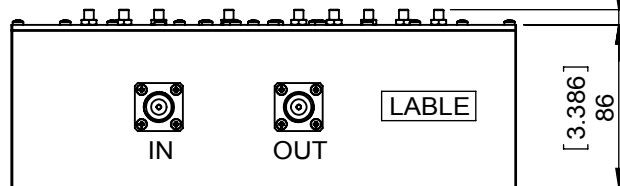
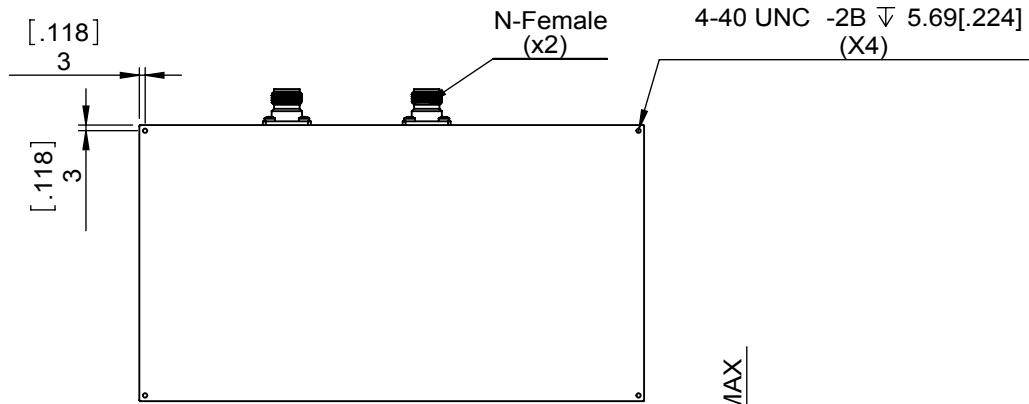


1		2		3		4		5		6			
Document No.	QR4-700-T-003	REV.	A/0	REV.	0	DESCRIPTION		REVISOR	FJ.Wang	DATE	09.09.2014	APPROVED	David



ITEM	SPECIFICATIONS
Passband(MHz)	210~240
Insertion Loss(dB)	0.8 Max
Return Loss(dB)	17.7 Min
Rejection(dB)	30 Min@0~200 MHz 30 Min@250~1000 MHz
Power(W)	150 Min
Temperature(°C)	-10~+70
Impedance(Ω)	50
Connector	N-Female
Notes	

JQL JQL Electronic Inc				
MATERIAL:		DWG NO: JFCB0210T0240NF		
SURFACE TREATMENT: PAINTED BLACK		DWG BY:	FJ.Wang	09.09.2014
DESCRIPTION: BANDPASS FILTER		CHK'D BY:		
		APPV'D BY:		
Unit: mm[inch]	Tolerance: Liner: ±0.25 Anguar: ±0.5°	The First:	1:4	
			A4	



This document is the property of JQL Electronic Inc. It cannot be copied, duplicated, used for manufacturing purposes or communicated to third party as a whole or partly, without the written consent of JQL Electronic Inc.