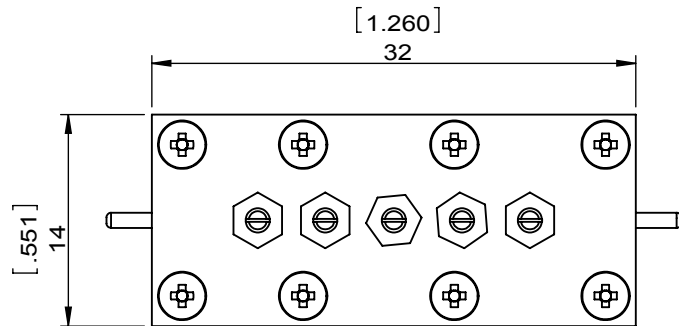
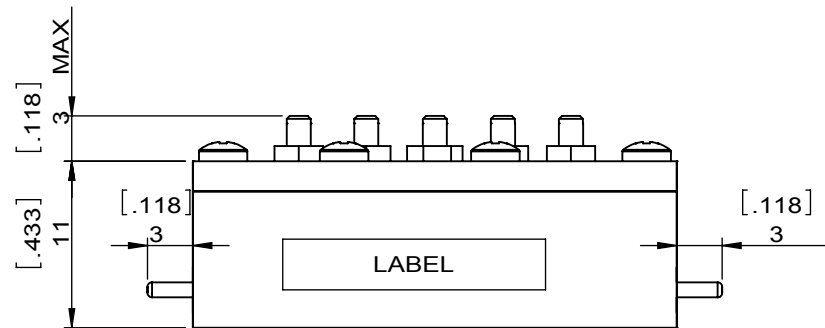
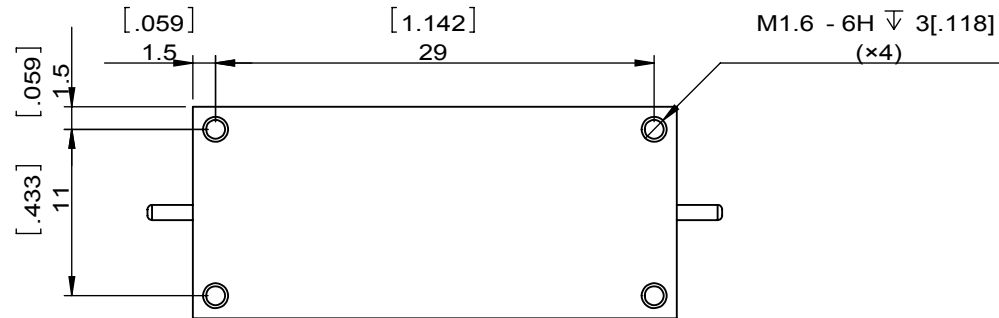


1		2		3		4		5		6	
Document No.	QR4-700-T-003	REV.	A/0	REV.	DESCRIPTION	REVISOR	DATE	APPROVED			
		0		LJ.Zhang	11.14.2014	David					



ITEM	SPECIFICATION
Frequency(MHz)	10000~10700
Insertion Loss(dB)	3.0 Max
Low Power(dBm)	23
Return Loss(dB)	16 Min
Attenuation(dB)	15 Min@9000 MHz
Operating Temperature(°C)	-20~+55
Additional Notes	-

JQL JQL Electronic Inc				
MATERIAL:		DWG NO: JFCB10000T10700SMT		
SURFACE TREATMENT: SLIVER PLATED		DWG BY:	LJ.Zhang	11.14.2014
DESCRIPTION: FILTER		CHK'D BY:		SCALE
		APPV'D BY:		2:1
Unit: mm[inch]	Tolerance: Liner: ±0.25 Anguar: ±0.5°	The First:		A4



This document is the property of JQL Electronic Inc. It cannot be copied, duplicated, used for manufacturing purposes or communicated to third party as a whole or partly, without the written consent of JQL Electronic Inc.