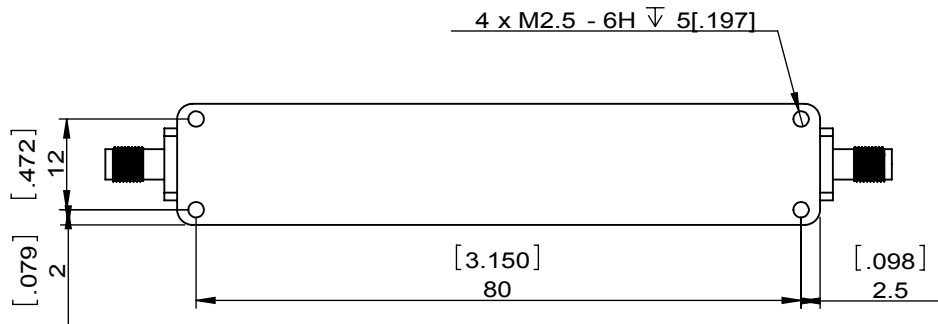
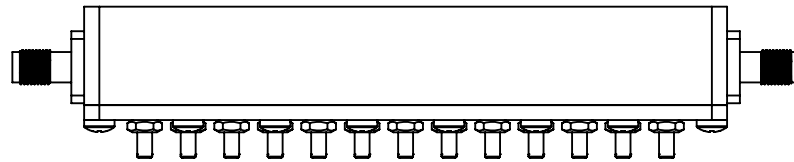
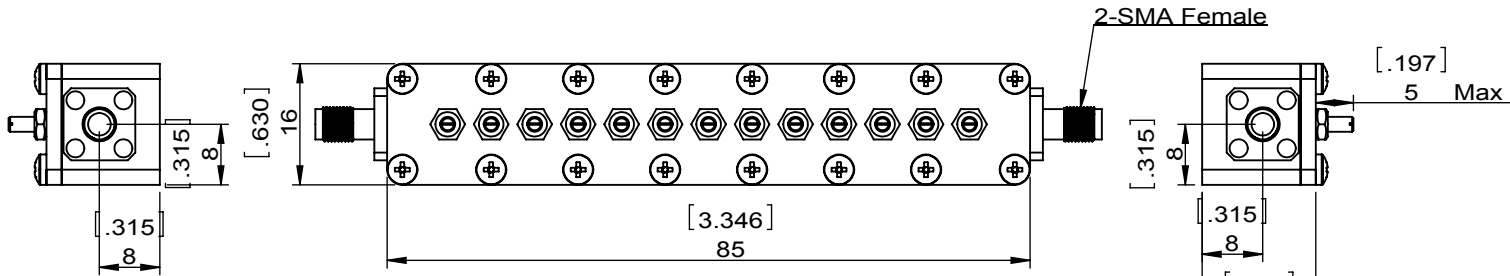


1		2		3		4		5		6			
Document No.	QR4-700-T-003	REV.	A/0	REV.	0	DESCRIPTION		REVISOR	ZQ.Hou	DATE	06.24.2015	APPROVED	David



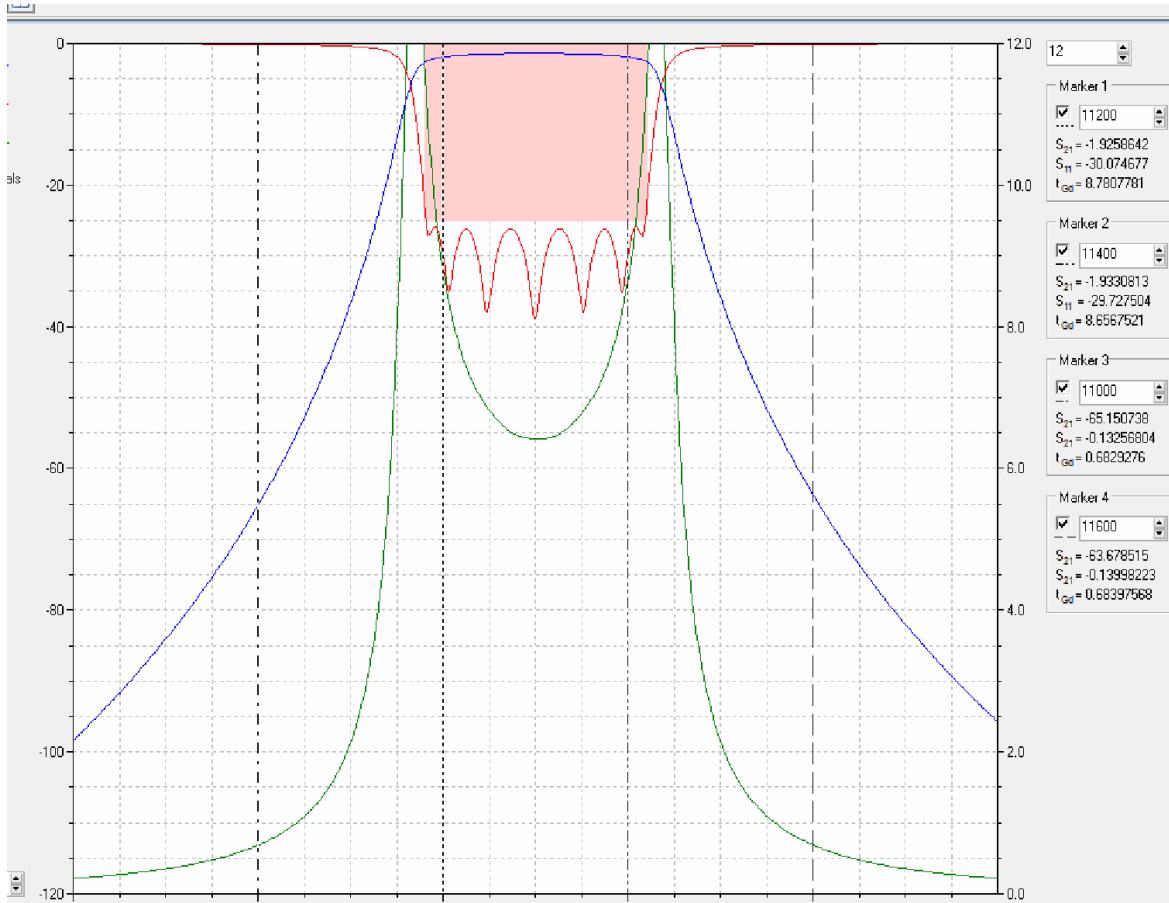
ITEM	SPECIFICATIONS
Frequency(GHz)	11.2~11.4
BW(MHz)	200 @1.0dB
Insertion Loss(dB)	2 Max
Ripple(dB)	1 ptp Max
Reject(dBc)	-45 @ > 11GHz -45 @ < 11.6GHz
Return Loss(dB)	15.6Min
Impedance(Ω)	50
Input Power(dBm)	+44
Group Delay var in BW(nS)	5 Max 2 Max over 20MHz range
Temperature($^{\circ}$ C)	-20~+55
Connector	SMA FEMALE(4 screw)
Notes	

JQL JQL Electronic Inc				
MATERIAL:		DWG NO: JFCB11K2T11K4SF		
SURFACE TREATMENT: Ag plating		DWG BY:	ZQ.Hou	06.24.2015
DESCRIPTION: FILTER		CHK'D BY:		SCALE
		APPV'D BY:		1:1
		Unit: mm[inch]	Tolerance: Liner: ± 0.25 Anguar: $\pm 0.5^{\circ}$	The First:
				A4



This document is the property of JQL Electronic Inc. It cannot be copied, duplicated, used for manufacturing purposes or communicated to third party as a whole or partly, without the written consent of JQL Electronic Inc.

1		2		3		4		5		6	
Document No.	QR4-700-T-003	REV.	A/0	REV.	DESCRIPTION	REVISOR	DATE	APPROVED			
				0		ZQ.Hou	06.24.2015	David			



ITEM	SPECIFICATIONS
Frequency(GHz)	11.2~11.4
BW(MHz)	200 @1.0dB
Insertion Loss(dB)	2 Max
Ripple(dB)	1 ptp Max
Reject(dBc)	-45 @ > 11GHz -45 @ < 11.6GHz
Return Loss(dB)	15.6Min
Impedance(Ω)	50
Input Power(dBm)	+44
Group Delay var in BW(ns)	5 Max 2 Max over 20MHz range
Temperature(°C)	-20~+55
Connector	SMA FEMALE(4 screw)
Notes	

JQL JQL Electronic Inc				
MATERIAL:		DWG NO: JFCB11K2T11K4SF		
SURFACE TREATMENT: Ag plating		DWG BY:	ZQ.Hou	06.24.2015
DESCRIPTION: FILTER		CHK'D BY:		SCALE
		APPV'D BY:		1:1
		Unit: mm[inch]	Tolerance: Liner: ±0.25 Anguar: ±0.5°	The First:
				A4



This document is the property of JQL Electronic Inc. It cannot be copied, duplicated, used for manufacturing purposes or communicated to third party as a whole or partly, without the written consent of JQL Electronic Inc.