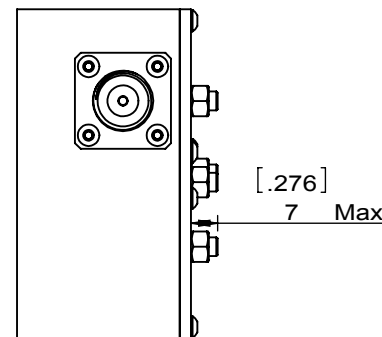
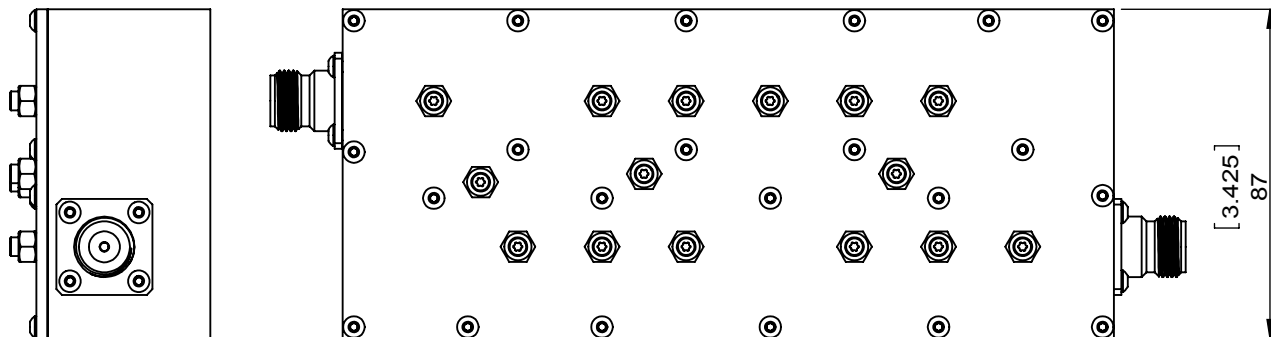


1		2		3		4		5		6			
Document No.	QR4-700-T-003	REV.	A/0	REV.	0	DESCRIPTION		REVISER	ZQ.Hou	DATE	07.22.2015	APPROVED	David

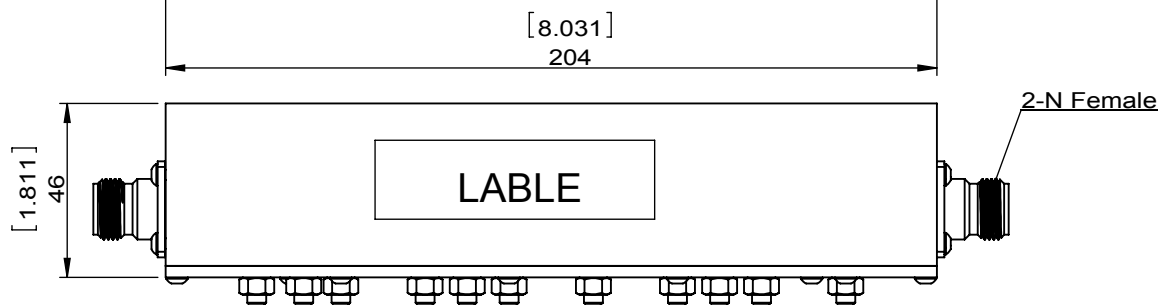
A

A



B

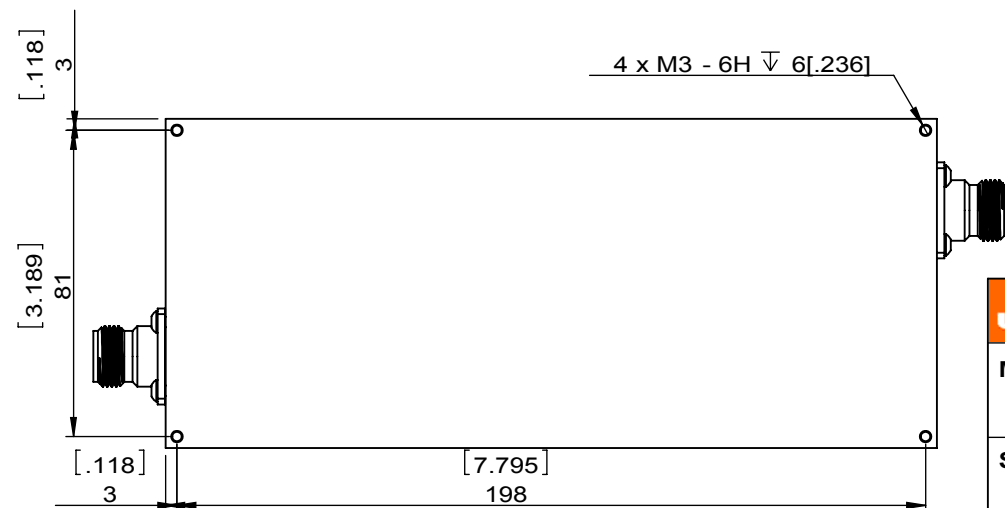
B



ITEM	SPECIFICATIONS
Frequency(MHz)	2080~2120
Insertion Loss(dB)	0.4Max
Flatness(dB)	±0.1
Reject(dBc)	80 Min@1400-2060Mhz 80 Min@2200-2400Mhz
Return Loss(dB)	20.8Min
Impedance(Ω)	50
Power(W)	300 CW
Temperature(°C)	-50~+85
Connector	N FEMALE
Notes	

C

C



D

D



This document is the property of JQL Electronic Inc.
It cannot be copied, duplicated, used for manufacturing purposes
or communicated to third party as a whole or partly,
without the written consent of JQL Electronic Inc.

JQL JQL Electronic Inc				
MATERIAL:		DWG NO: JFCB2080T2120NF		
SURFACE TREATMENT: silver plating		DWG BY:	ZQ.Hou	07.22.2015
DESCRIPTION: FILTER		CHK'D BY:		SCALE
		APPV'D BY:		1:2
		Unit: mm[inch]	Tolerance: Liner: ±0.25 Anguar: ±0.5°	The First:
				A4

1

2

3

WEIGHT:

5

SHEET 1 OF 1