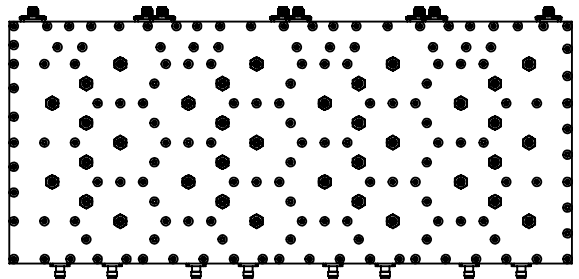
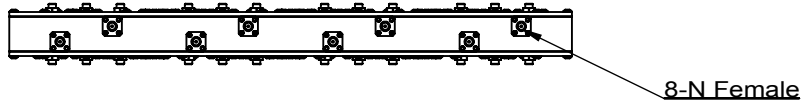
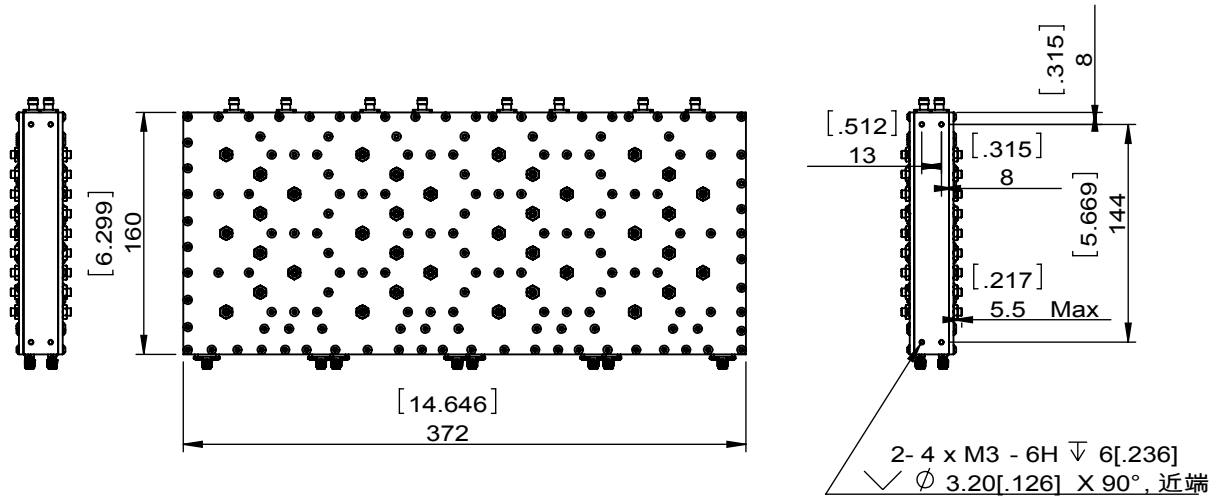
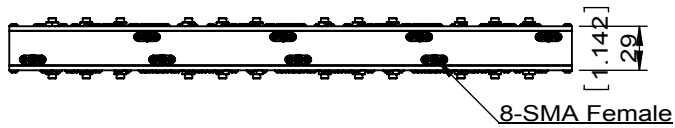


1		2		3		4		5		6	
Document No.	QR4-700-T-003	REV.	A/0	REV.	DESCRIPTION	REVISOR	DATE	APPROVED			
		0		ZQ.Hou	11.13.2014	David					



ITEM	SPECIFICATIONS
Frequency(MHz)	3480-3520
Insetion Loss(dB)	1.0 Max
Ripple(dB)	0.5 Max
Reject(dB)	50 Min@DC~3390MHz 75 Min@3625~3800MHz 35 Min@3800MHz~18GHz 65 Min@715~1790MHz 70 Min@1880~1920MHz 65 Min@1920MHz~2690MHz 65 Min@3800MHz~4900MHz
Return Loss(dB)	19Min
Impedance(Ω)	50
Power(AVE/PK)(W)	30/300
Temperature($^{\circ}$ C)	-10~+80
Connector	ANT Port:N Female;TX/RX Port:SMA Female
Notes	

JQL JQL Electronic Inc				
MATERIAL:		DWG NO: JFCB3480T3520NF		
SURFACE TREATMENT: Painted Black		DWG BY:	ZQ.Hou	11.13.2014
DESCRIPTION: FILTER		CHK'D BY:		SCALE
		APPV'D BY:		1:5
		Unit: mm[inch]	Tolerance: Liner: \pm 0.25 Anguar: \pm 0.5 $^{\circ}$	The First:
				A4

RoHS COMPLIANCE This document is the property of JQL Electronic Inc. It cannot be copied, duplicated, used for manufacturing purposes or communicated to third party as a whole or partly, without the written consent of JQL Electronic Inc.