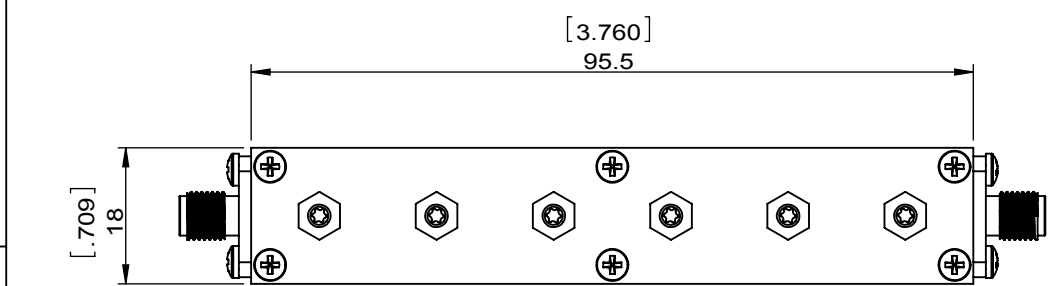
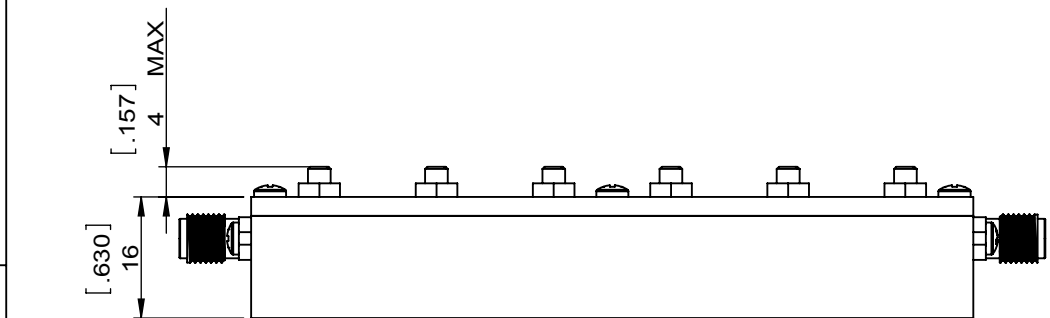
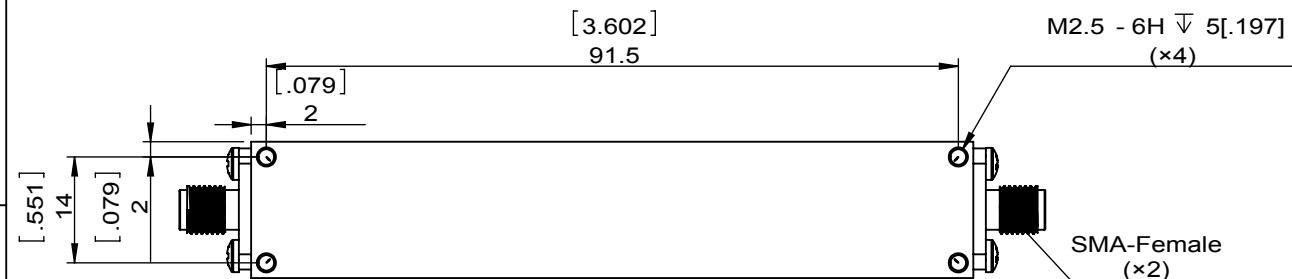


1		2		3		4		5		6			
Document No.	QR4-700-T-003	REV.	A/0	REV.	0	DESCRIPTION		REVISOR	LJ.Zhang	DATE	03.10.2015	APPROVED	David



ITEM	SPECIFICATIONS
Frequency(MHz)	5500~5700
Insertion Loss(dB)	1.0 Max
Band ripple(dB)	0.4
Rejection(dB)	-100@DC~4818 MHz -100@6382~10000 MHz
Return Loss(dB)	21 Min
Connector	SMA-Female
Operating Temperature(°C)	-20~+55
Additional Notes	-

JQL JQL Electronic Inc

MATERIAL: _____ **DWG NO:** JFCB5500T5700SF-A

SURFACE TREATMENT: PAINTED BLACK

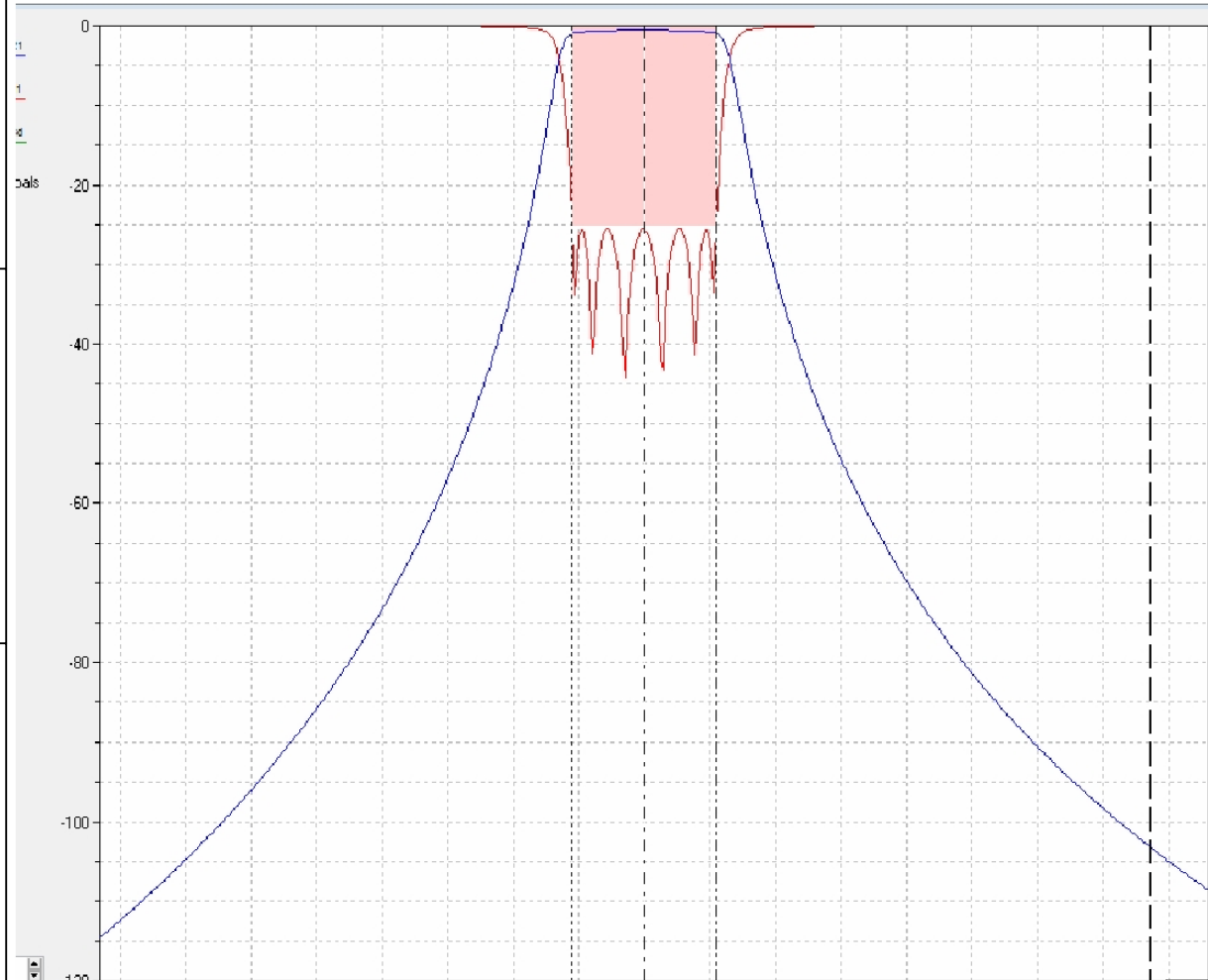
DESCRIPTION: FILTER

DWG BY:	LJ.Zhang	03.10.2015	SCALE
CHK'D BY:			
APPV'D BY:			3:1
Unit:	Tolerance:	The First:	
mm[inch]	Liner: ±0.25 Anguar: ±0.5°		A4

RoHS COMPLIANCE

This document is the property of JQL Electronic Inc. It cannot be copied, duplicated, used for manufacturing purposes or communicated to third party as a whole or partly, without the written consent of JQL Electronic Inc.

1		2		3		4		5		6	
Document No.		QR4-700-T-003		REV.		DESCRIPTION		REVISOR		DATE	
REV.		A/0		0				LJ.Zhang		03.10.2015	
										APPROVED	
										David	



Marker 1	
<input checked="" type="checkbox"/>	5490
S_{21}	= -0.98322405
S_{11}	= -24.9892
t_{GD}	= 9.6291409
Marker 2	
<input checked="" type="checkbox"/>	5710
S_{21}	= -0.98322405
S_{11}	= -24.9892
t_{GD}	= 9.2581407
Marker 3	
<input checked="" type="checkbox"/>	5600
S_{21}	= -0.58268917
S_{11}	= -25.538936
t_{GD}	= 5.5860875
Marker 4	
<input checked="" type="checkbox"/>	6372
S_{21}	= -103.1823
S_{11}	= -0.0084694263
t_{GD}	= 0.07677576

JQL Electronic Inc			
MATERIAL:		DWG NO:	
		JFCB5500T5700SF-A	
SURFACE TREATMENT:		DWG BY:	LJ.Zhang
PAINTED BLACK		CHK'D BY:	
DESCRIPTION:		APPV'D BY:	
FILTER		Unit:	
		mm[inch]	
		Tolerance:	
		Liner: ±0.25	
		Anguar: ±0.5°	
		The First:	
			3:1
			A4



This document is the property of JQL Electronic Inc. It cannot be copied, duplicated, used for manufacturing purposes or communicated to third party as a whole or partly, without the written consent of JQL Electronic Inc.