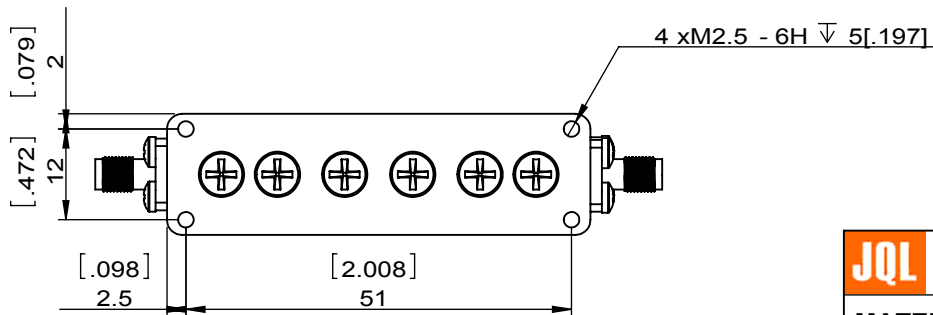
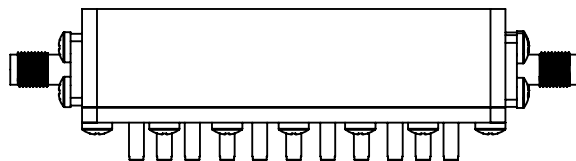
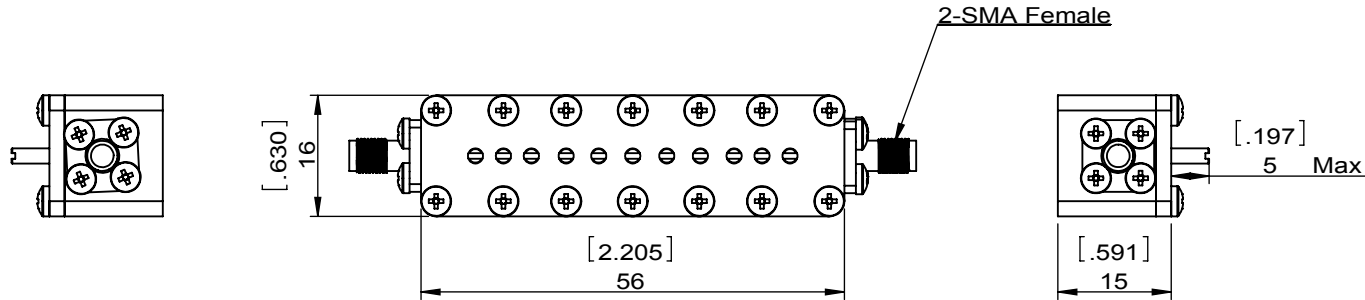


1		2		3		4		5		6	
Document No.	QR4-700-T-003	REV.	A/0	REV.	DESCRIPTION	REVISOR	DATE	APPROVED			
		0		ZQ.Hou	06.19.2015	David					



ITEM	SPECIFICATIONS
Frequency(MHz)	7600~8500
Insertion Loss(dB)	0.4 Max
Reject(dBc)	100 Min@2025-2120Mhz
Return Loss(dB)	15.6Min
Impedance(Ω)	50
Power Rating(W)	1 Min CW
Phase Maching	±5° for set of 2 units
Temperature(°C)	-50~+55
Connector	SMA FEMALE
Notes	

JQL JQL Electronic Inc				
MATERIAL:		DWG NO: JFCB7600T8500SF		
SURFACE TREATMENT: PAINTED BLACK		DWG BY:	ZQ.Hou	06.19.2015
DESCRIPTION: FILTER		CHK'D BY:		SCALE
		APPV'D BY:		1:1
Unit: mm[inch]	Tolerance: Liner: ±0.25 Anguar: ±0.5°	The First:		A4



This document is the property of JQL Electronic Inc. It cannot be copied, duplicated, used for manufacturing purposes or communicated to third party as a whole or partly, without the written consent of JQL Electronic Inc.