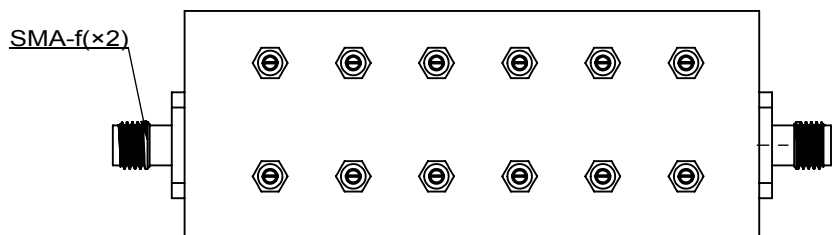
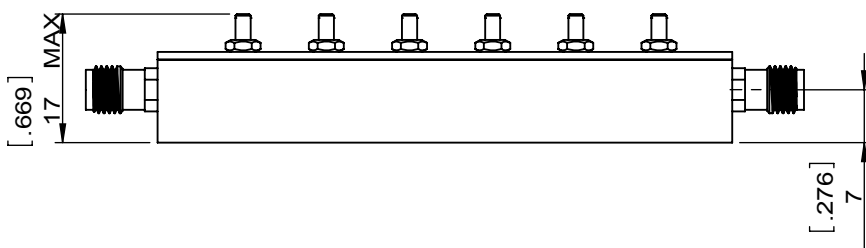
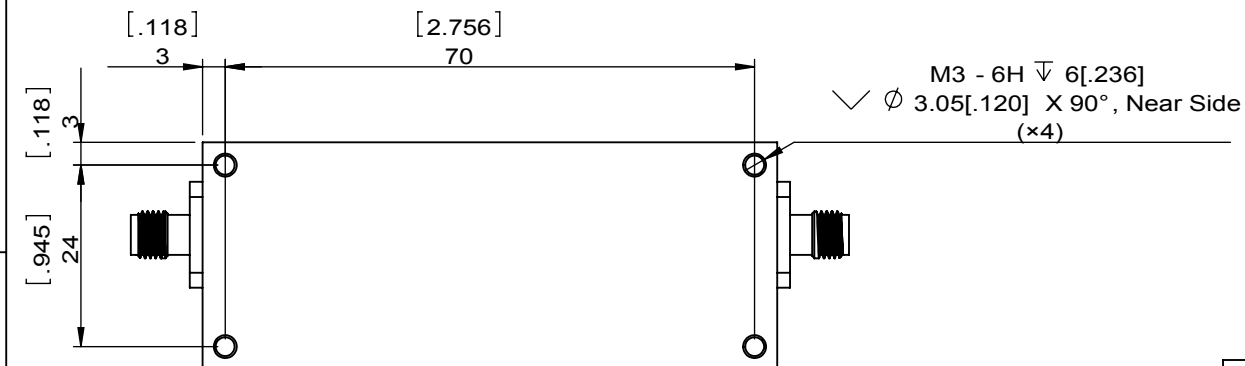


1		2		3		4		5		6			
Document No.	QR4-700-T-003	REV.	A/0	REV.	0	DESCRIPTION		REVISOR	LJ.Zhang	DATE	04.25.2014	APPROVED	David



SPECIFICATIONS	
Part's Number	JFCB8025T8500SF
Frequency(GHz)	8.025~8.500
Insertion Loss(dB)MAX	0.45
Return Loss(dB)MIN	15.5
Reject(dBc)MIN	60.0@8750~10000MHz 60.0@7775MHz 120@7145~7235MHz
Power Rating(Watt)	10@CW
Group Delay(ns)MAX	6
Impedance(Ω)	50.0
Connector	SMA-Female
Operating Temperature(°C)	-50~+55

JQL JQL Electronic Inc				
MATERIAL:		DWG NO: JFCB8025T8500SF		
SURFACE TREATMENT: BLACK PAINTED		DWG BY:	LJ.Zhang	04.25.2014
DESCRIPTION: FILTER		CHK'D BY:		SACLE
		APPV'D BY:		3:2
		Unit: mm[inch]	Tolerance: Liner: ±0.25 Anguar: ±0.5°	The First:
				A4



This document is the property of JQL Electronic Inc. It cannot be copied, duplicated, used for manufacturing purposes or communicated to third party as a whole or partly, without the written consent of JQL Electronic Inc.