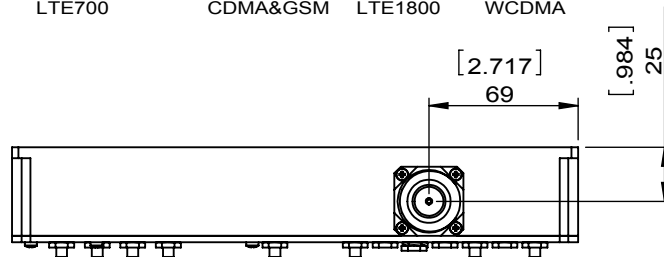
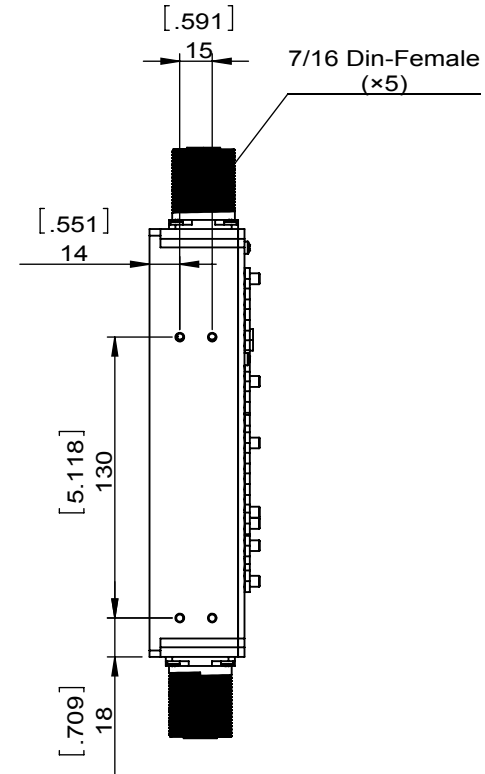
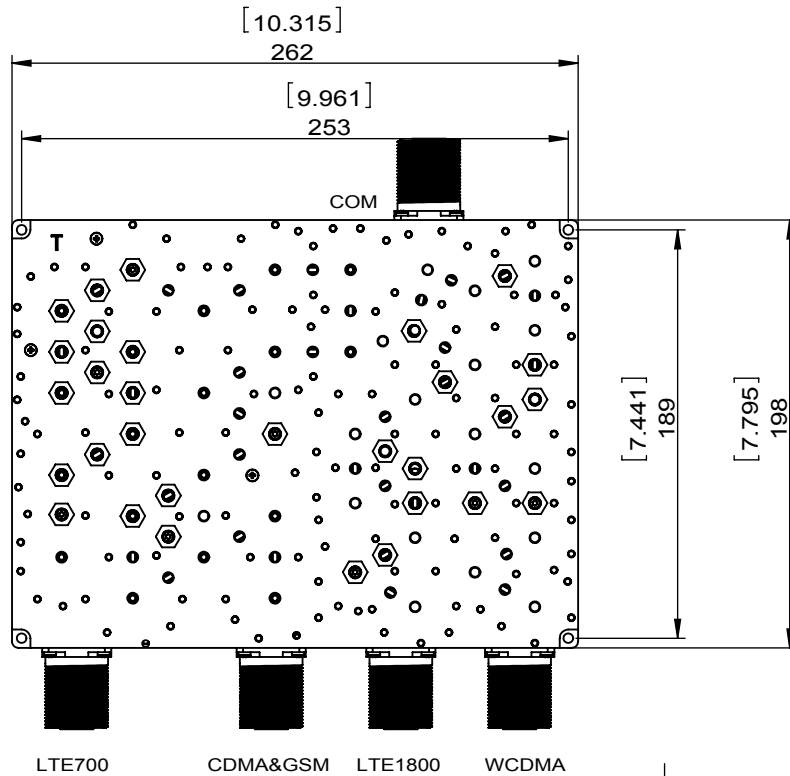
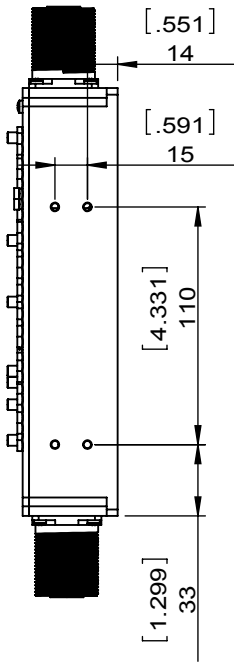
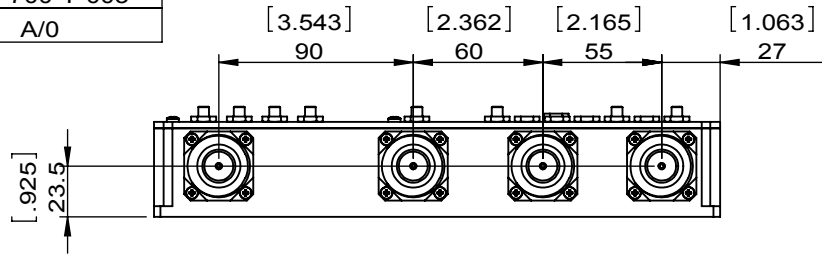


1		2		3		4		5		6		
Document No.	QR4-700-T-003							REV.	DESCRIPTION	REVISOR	DATE	APPROVED
REV.	A/0							0		LJ.Zhang	07.07.2014	David



This document is the property of JQL Electronic Inc. It cannot be copied, duplicated, used for manufacturing purposes or communicated to third party as a whole or partly, without the written consent of JQL Electronic Inc.

JQL JQL Electronic Inc				
MATERIAL:		DWG NO: JFCC0703T2170DF		
SURFACE TREATMENT: -		DWG BY:	LJ.Zhang	07.07.2014
DESCRIPTION: COMBINER		CHK'D BY:		SCALE
		APPV'D BY:		1:3.5
		Unit: mm[inch]	Tolerance: Liner: ±0.25 Anguar: ±0.5°	The First:
				A4

1		2		3		4		5		6	
Document No.	QR4-700-T-003					REV.	DESCRIPTION	REVISOR	DATE	APPROVED	
REV.	A/0					0		LJ.Zhang	07.07.2014	David	

ITEM	SPECIFICATIONS			
Frequency(MHz)	LTE700	CDMA&GSM	LTE1800	WCDMA
	703~803	825~960	1710~1880	1920~2170
Band width(MHz)	100	135	170	250
Insertion Loss(dB)	1.2Max	1.2M a x	1.0 Max	1.0 Max
Ripple (dB)	1.0 Max	1.0 Max	0.7 Max	0.7 Max
Return Loss(dB)	20 Min			
Isolation(dB)	80 Min			
IMD(dBc)	-150 Max @2×43dBm			
Power(W)	150			
Operation temperature(°C)	-20~+70			
Connector	Din-Female			
Humidity	≤95%			
Notes				

JQL JQL Electronic Inc				
MATERIAL:		DWG NO: JFCC0703T2170DF		
SURFACE TREATMENT: -		DWG BY:	LJ.Zhang	07.07.2014
DESCRIPTION: COMBINER		CHK'D BY:		SCALE
		APPV'D BY:		1:3.5
Unit: mm[inch]	Tolerance: Liner: ±0.25 Anguar: ±0.5°	The First:	A4	



This document is the property of JQL Electronic Inc. It cannot be copied, duplicated, used for manufacturing purposes or communicated to third party as a whole or partly, without the written consent of JQL Electronic Inc.