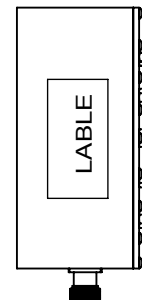
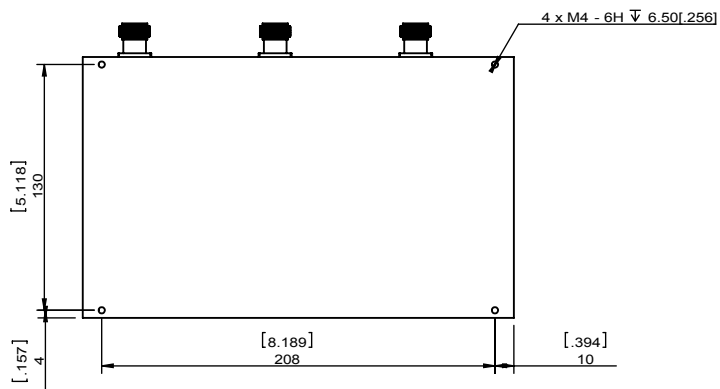

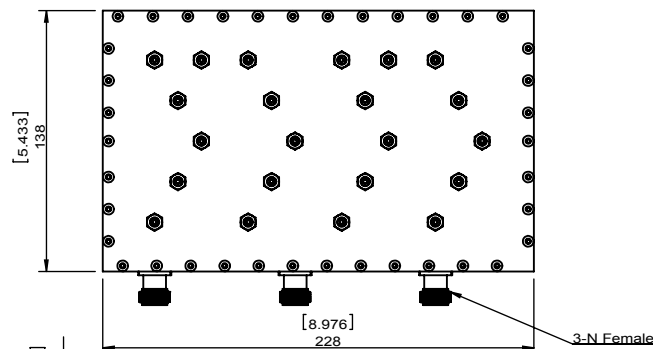
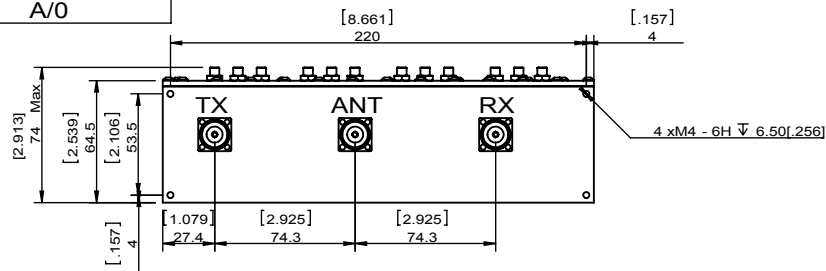


1		2		3		4		5		6	
Document No.		QR4-700-T-003		REV.		DESCRIPTION		REVISOR		DATE	
REV.		A/0		0				YQ.XIE		08.12.2015	
								APPROVED		David	



ITEM	SPECIFICATIONS	
	RX	TX
FREQUENCY(MHz)	511~515	501~505
INSERTION LOSS(dB)	1.5 MAX	
RETURN LOSS (dB)	20 MIN	
PASSBAND RIPPLE (dB)	1.0 MAX	
ISOLATION (dB)	80 MIN@511~515MHZ 80 MIN@501~505MHZ	
POWER (W)	200	
OPERATION TEMPERATURE (°C)	-40~+85	
CONNECTORS	N Female	
NOTES		

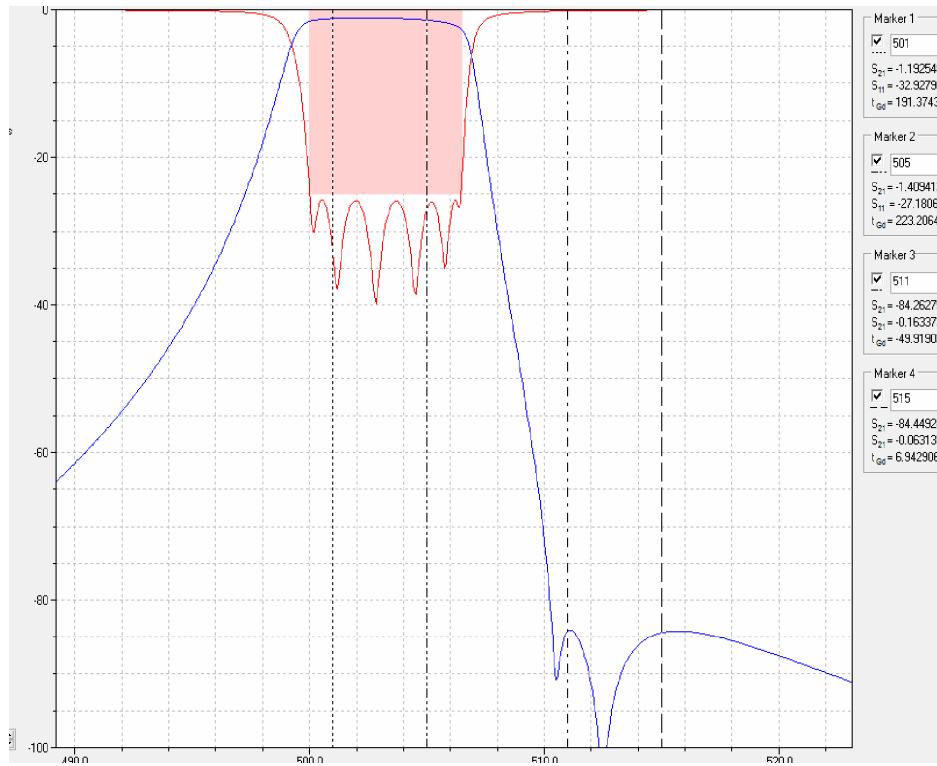
**JQL** JQL Electronic Inc

<b>MATERIAL:</b>	<b>DWG NO:</b> JFCD0501T0515NF		
<b>SURFACE TREATMENT:</b> PAINTED BLACK	DWG BY:	YQ.XIE	08.12.2015
<b>DESCRIPTION:</b> Duplexer	CHK'D BY:		SCALE
	APPV'D BY:		1:4
Unit: mm[inch]	Tolerance: Liner: ±0.25 Anguar: ±0.5°	The First:	A4



This document is the property of JQL Electronic Inc. It cannot be copied, duplicated, used for manufacturing purposes or communicated to third party as a whole or partly, without the written consent of JQL Electronic Inc.

1		2		3		4		5		6	
Document No. QR4-700-T-003						REV. 0		DESCRIPTION		APPROVED David	
REV. A/0								REVISOR YQ.XIE		DATE 08.12.2015	



This document is the property of JQL Electronic Inc. It cannot be copied, duplicated, used for manufacturing purposes or communicated to third party as a whole or partly, without the written consent of JQL Electronic Inc.

<b>JQL JQL Electronic Inc</b>				
<b>MATERIAL:</b>		<b>DWG NO:</b>		
		JFCD0501T0515NF		
<b>SURFACE TREATMENT:</b>		DWG BY:	YQ.XIE	08.12.2015
PAINTED BLACK		CHK'D BY:		SCALE
<b>DESCRIPTION:</b>		APPV'D BY:		1:4
Duplexer		Unit:	Tolerance:	The First:
		mm[inch]	Liner: ±0.25	
			Anguar: ±0.5°	A4