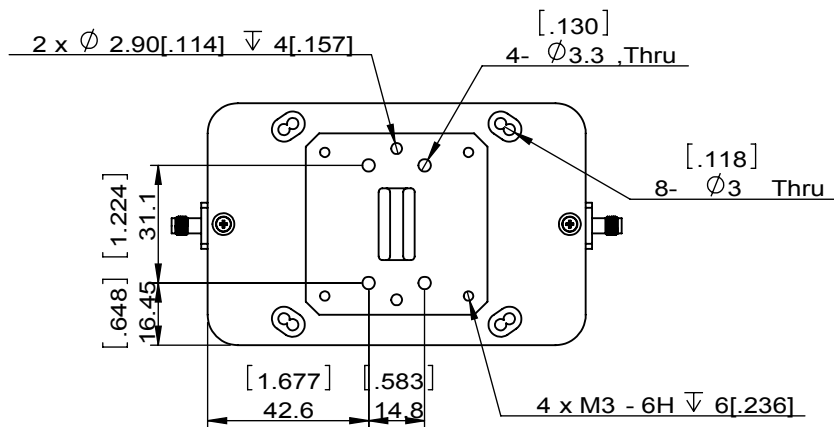
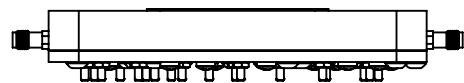
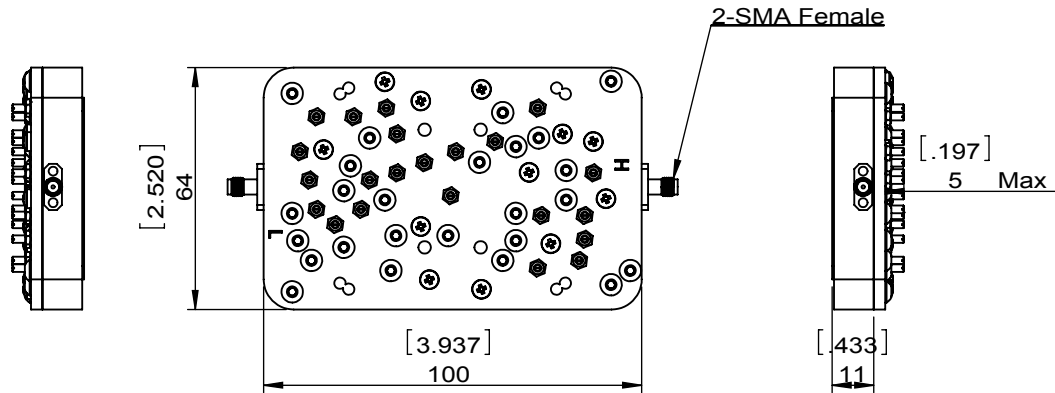


1		2		3		4		5		6	
Document No.	QR4-700-T-003	REV.	A/0	REV.	DESCRIPTION	REVISOR	DATE	APPROVED			
		0		ZQ.Hou	06.19.2015	David					



ITEM	SPECIFICATIONS	
Frequency range(MHz)	10795~10975	11325~11505
Insertion Loss(dB)	1.2 Max	
Ripple(dB)	0.4 Max	
Reject(dB)	35 Min@10625&11145Mhz 30 Min@21590~21950Mhz	35 Min@11155&11675Mhz 30 Min@22650~23010Mhz
Return Loss(dB)	18Min	
Isolation(dB)	70Min	
Impedance(Ω)	50	
Connector	SMA FEMALE;WR-75	
Notes		

<b>JQL</b> JQL Electronic Inc				
<b>MATERIAL:</b>		<b>DWG NO:</b> JFCD10K8T11K5SF-WR75		
<b>SURFACE TREATMENT:</b>		DWG BY:	ZQ.Hou	06.19.2015
<b>DESCRIPTION:</b> DIPLEXER		CHK'D BY:		SCALE
		APPV'D BY:		1:2
Unit: mm[inch]		Tolerance: Liner: ±0.25 Anguar: ±0.5°	The First:	A4



This document is the property of JQL Electronic Inc. It cannot be copied, duplicated, used for manufacturing purposes or communicated to third party as a whole or partly, without the written consent of JQL Electronic Inc.