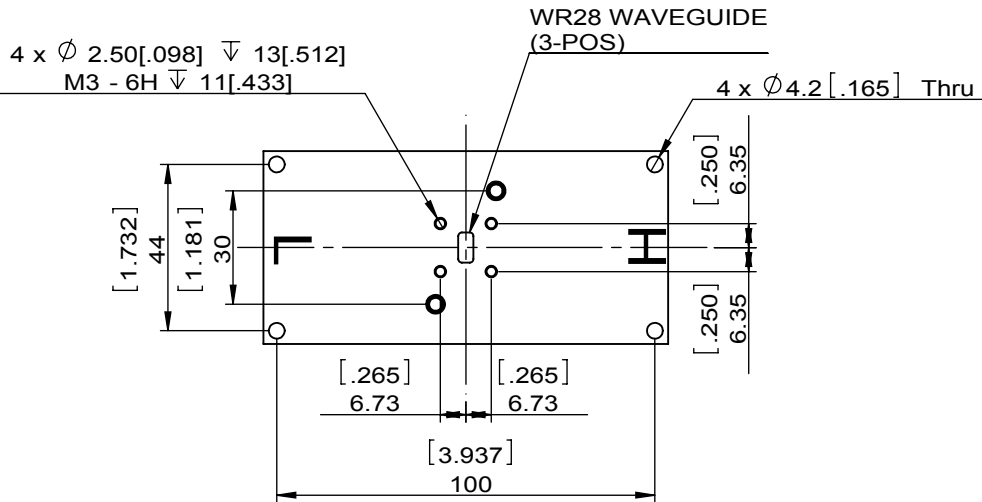
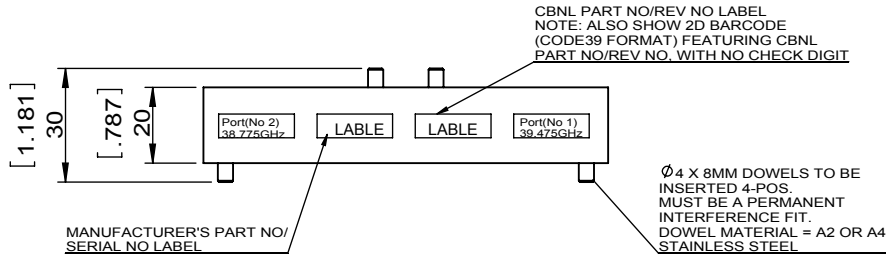
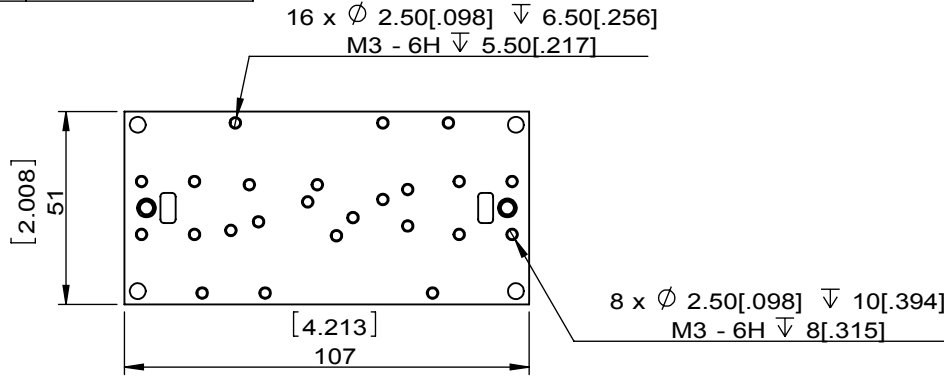


1		2		3		4		5		6	
Document No.	QR4-700-T-003	REV.	A/0	REV.	DESCRIPTION	REVISER	DATE	APPROVED			
				0		ZQ.Hou	06.26.2015	David			



ITEM	SPECIFICATIONS	
Frequency range(GHz)	TX	RX
	39.3~39.65	38.6~38.95
Fc(GHz)	39.475	38.775
Insertion Loss(dB)	1.5 Max(+25 \pm 5 $^{\circ}$ C) 1.8 Max(-40 $^{\circ}$ C~+85 $^{\circ}$ C)	
Duplex spacing(MHz)	700	
1dB bandwidth(MHz)	\pm 175Min	
Reject(dBc)	15 Min@77~80Ghz 60 Min@in Receive Port(No 2)	15 Min@77~80Ghz 60 Min@in Transmit Port(No 1)
Return Loss(dB)	18Min 20Min (-20 $^{\circ}$ C~+85 $^{\circ}$ C)	
Isolation(dB)	18Min 20Min(-20 $^{\circ}$ C~+85 $^{\circ}$ C)	18Min 20Min(-20 $^{\circ}$ C~+85 $^{\circ}$ C)
Impedance(Ω)	50	
Isolation Port 1 to Port 2(dBc)	60 Min	
Waveguide	WR28 all ports	
Flange Type	UG-599/U	
Power(dBm)	+35	
Temperature($^{\circ}$ C)	-40~+85	
Construction	Lead Free	
Notes		

JQL JQL Electronic Inc				
MATERIAL:		DWG NO: JFCD39K0-HL-WR28		
SURFACE TREATMENT:		DWG BY:	ZQ.Hou	06.26.2015
DESCRIPTION: DUPLXER		CHK'D BY:		SCALE
		APPV'D BY:		1:2
		Unit: mm[inch]	Tolerance: Liner: \pm 0.25 Anguar: \pm 0.5 $^{\circ}$	The First:
				A4



This document is the property of JQL Electronic Inc.
It cannot be copied, duplicated, used for manufacturing purposes
or communicated to third party as a whole or partly,
without the written consent of JQL Electronic Inc.