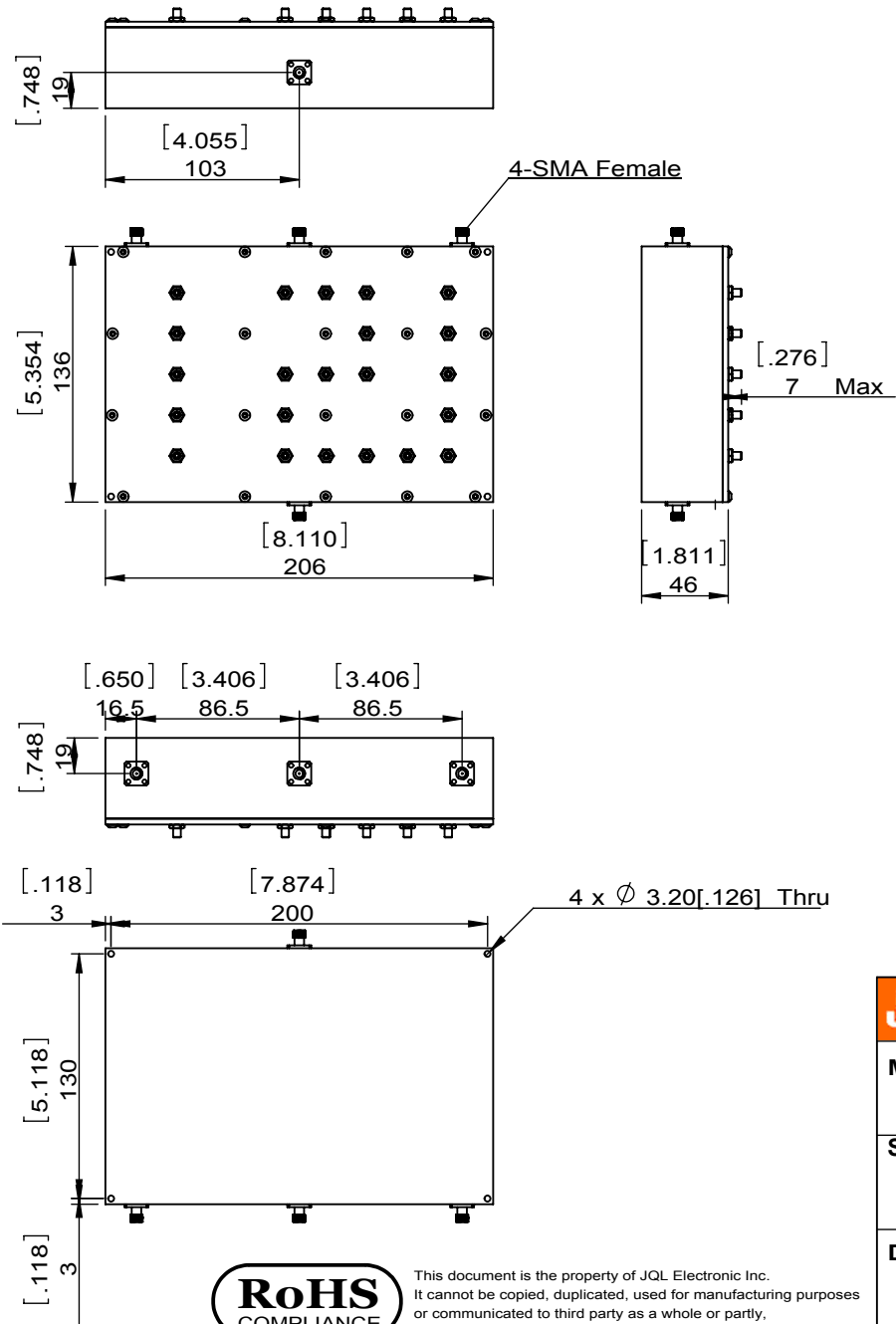


1		2		3		4		5		6	
Document No.	QR4-700-T-003	REV.	A/0	REV.	DESCRIPTION	REVISER	DATE	APPROVED			
		0				ZQ.Hou	07.23.2015	David			



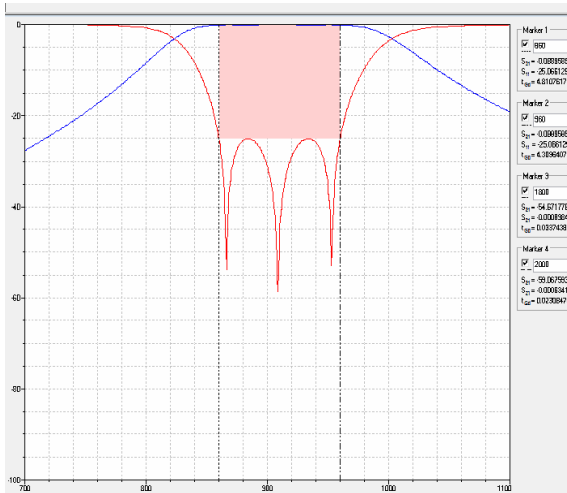
ITEM	SPECIFICATIONS		
Frequency range(MHz)	860~960	1800~2000	2110~2170
Insertion Loss(dB)	1.0 Max		
Reject(dBc)	35Min@1800~2000Mhz 35Min@2110~2170Mhz	35Min@850~960Mhz 35Min@2110~2170Mhz	35Min@850~960Mhz 35Min@1800~2000Mhz
Return Loss(dB)	14Min		
Impedance(Ω)	50		
Port Sign	Common Port : COM ; Port1:860~960MHz ; Port2:1800~2000MHz ; Port3:2110~2170MHz		
Power(W)	Antenna:150;COM:150;Others:150W		
Temperature(°C)	-20~+70		
Humidity	5%~100%		
Connector	SMA Female		
Notes			

JQL JQL Electronic Inc				
MATERIAL:		DWG NO: JFCT0860T2170PF		
SURFACE TREATMENT: MIL DTL 5541 Type 1 Class A		DWG BY:	ZQ.Hou	07.23.2015
DESCRIPTION: Triplexer		CHK'D BY:		SCALE
		APPV'D BY:		1:4
Unit: mm[inch]	Tolerance: Liner: ±0.25 Anguar: ±0.5°	The First:		A4

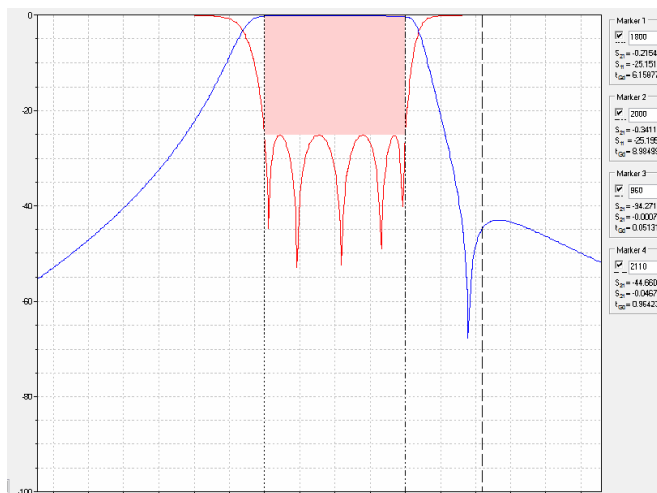
RoHS COMPLIANCE This document is the property of JQL Electronic Inc. It cannot be copied, duplicated, used for manufacturing purposes or communicated to third party as a whole or partly, without the written consent of JQL Electronic Inc.

1		2		3		4		5		6		
Document No. QR4-700-T-003								REV.	DESCRIPTION	REVISER	DATE	APPROVED
REV. A/0								0		ZQ.Hou	07.23.2015	David

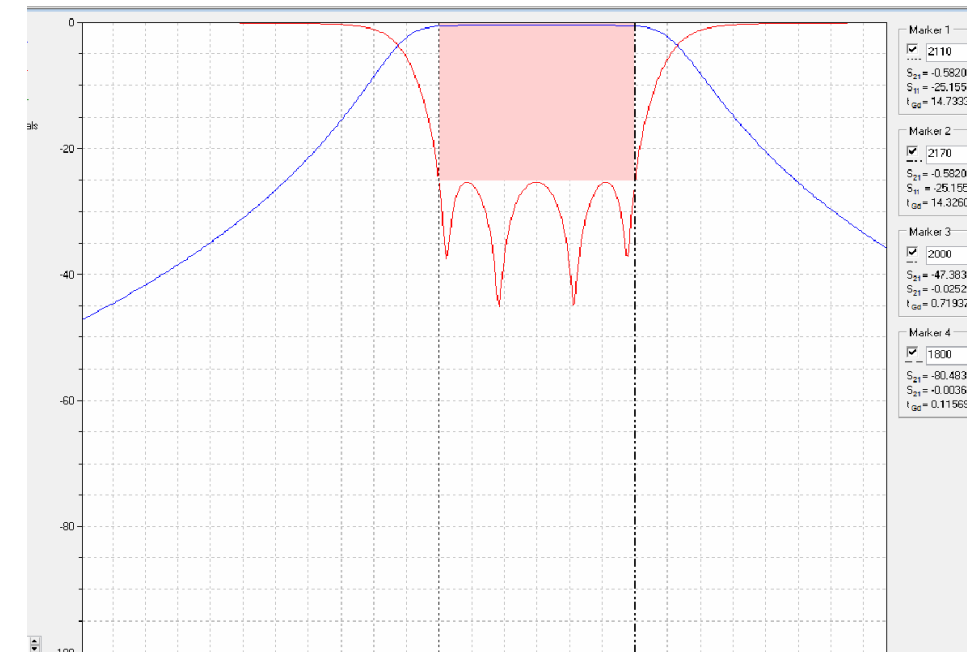
A



B



C



D

ITEM	SPECIFICATIONS		
Frequency range(MHz)	860~960	1800~2000	2110~2170
Insertion Loss(dB)	1.0 Max		
Reject(dBc)	35Min@1800~2000Mhz 35Min@2110~2170Mhz	35Min@850~960Mhz 35Min@2110~2170Mhz	35Min@850~960Mhz 35Min@1800~2000Mhz
Return Loss(dB)	14Min		
Impedance(Ω)	50		
Port Sign	Common Port : COM ; Port1:860~960MHz ; Port2:1800~2000MHz ; Port3:2110~2170MHz		
Power(W)	Antenna: 150;COM: 150;Others:150W		
Temperature(°C)	-20~+70		
Humidity	5%~100%		
Connector	SMA Female		
Notes			

A

B

C

D



This document is the property of JQL Electronic Inc. It cannot be copied, duplicated, used for manufacturing purposes or communicated to third party as a whole or partly, without the written consent of JQL Electronic Inc.

JQL JQL Electronic Inc				
MATERIAL:		DWG NO: JFCT0860T2170PF		
SURFACE TREATMENT: MIL DTL 5541 Type 1 Class A		DWG BY:	ZQ.Hou	07.23.2015
DESCRIPTION: Triplexer		CHK'D BY:		SCALE
		APPV'D BY:		1:4
Unit: mm[inch]		Tolerance: Liner: ±0.25 Anguar: ±0.5°	The First:	
				A4

1

2

3

WEIGHT:

5

SHEET 2 OF 2