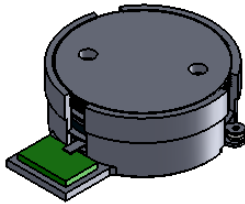
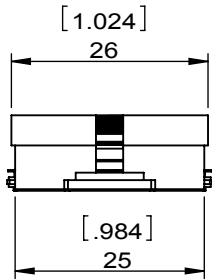
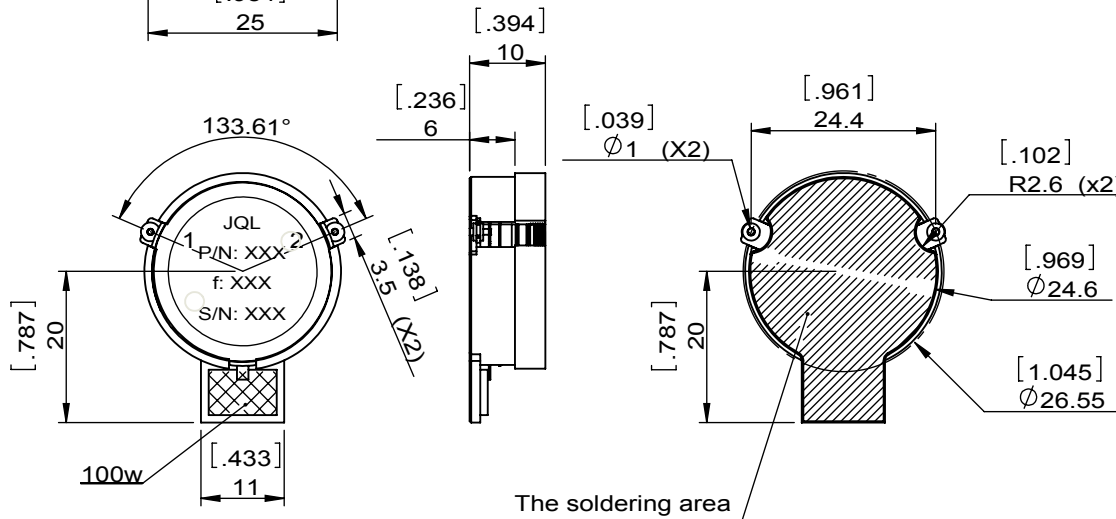


1		2		3		4		5		6	
Document No.	QR4-700-T-003	REV.	A/0	REV.	DESCRIPTION	REVISOR	DATE	APPROVED			
				0		ZC.Wu	06.08.2015	David			



SPECIFICATIONS	
Part's Number	JIM0783T0793PN6
Frequency(GHz)	0.783~0.793
Direction	CW
Insertion Loss(dB)MAX	0.25
Isolation(dB)MIN	22.0
Return Loss(dB)MIN	22.0
3rd IMD(dBc)MAX	-70@2X50W Spacing 5MHz Spacing
Power FWD/REV/PK(Watt)	150/60/-
Operating Temperature(°C)	-40~+85
Storage Temperature(°C)	-55~+150
2nd/3rd Harmonic(dBc)	-
Termination/Attenuator(Watt/dB)	100
Tab(W×LG×THK)(mm[Inch])	-
Additional Notes	



NOTES:Ensure the welding surface(solder area) in the same plane and the tolerances should be $\pm 0.1[0.004]$



This document is the property of JQL Electronic Inc. It cannot be copied, duplicated, used for manufacturing purposes or communicated to third party as a whole or partly, without the written consent of JQL Electronic Inc.

JQL JQL Electronic Inc				
MATERIAL: STEEL		DWG NO: JIM0783T0793PN6		
SURFACE TREATMENT: SILVER PLATING		DWG BY:	ZC.Wu	06.08.2015
DESCRIPTION: SMT ISOLATOR		CHK'D BY:		SCALE
		APPV'D BY:		1:1
		Unit: mm[inch]	Tolerance: Liner: ± 0.25 Anguar: $\pm 0.5^\circ$	The First:
				A4