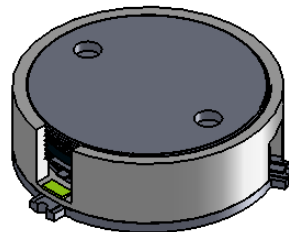
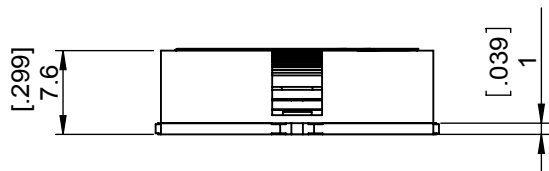
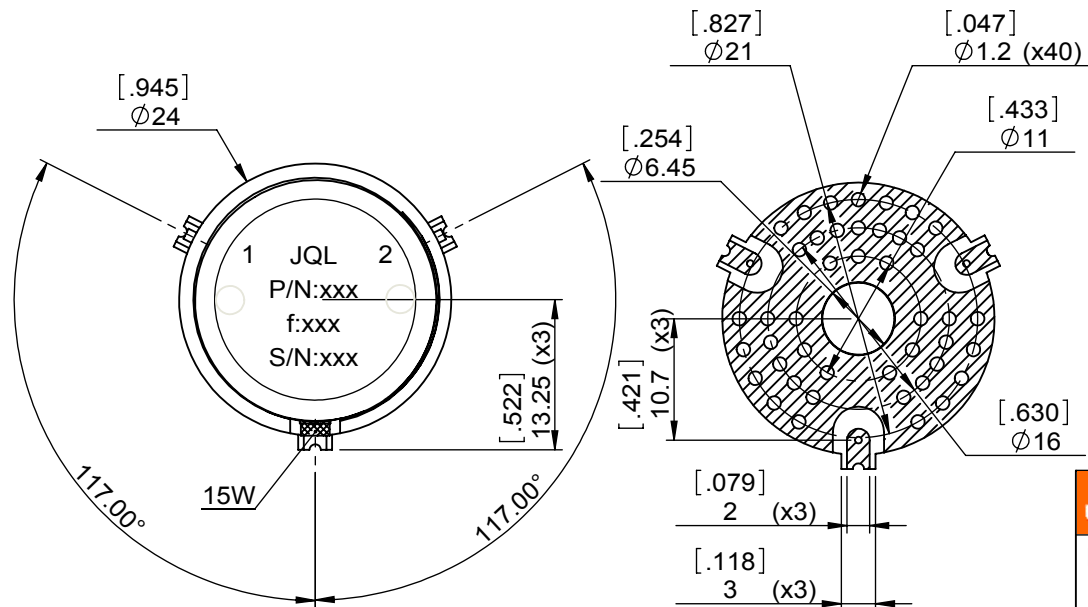


1		2		3		4		5		6			
Document No.	QR4-700-T-003	REV.	A/0	REV.	0	DESCRIPTION		REVISOR	M.Hao	DATE	02.13.2014	APPROVED	David



SPECIFICATIONS	
Part's Number	JIM0860T0872S1R
Frequency(GHz)	0.860~0.872
Direction	CW
Insertion Loss(dB)MAX	0.35
Isolation(dB)MIN	23.0
Return Loss(dB)MIN	23.0
3rd IMD(dBc)MAX	
Power FWD/REV/PK(Watt)	100/5/-
Operating Temperature(°C)	-40~+85
Storage Temperature(°C)	-
2nd/3rd Harmonic(dBc)	-
Termination/Attenuator(Watt/dB)	15
Tab(W×LG×THK)(mm[Inch])	-
Additional Notes	-



JQL JQL Electronic Inc 500 Lake Cook Road, Suite 350 Deerfield, IL 60015, USA Tel: 1(888)236-9828 Fax: 1(888)823-2902

MATERIAL: STEEL	DWG NO: JIM0860T0872S1R			
SURFACE TREATMENT: NICKEL PLATING	DWG BY:	M.Hao	02.13.2014	SACLE
	CHK'D BY:			
DESCRIPTION: SMT ISOLATOR	APP'VD BY:			3:2
	Unit: mm[inch]	Tolerance: Liner: ±0.25 Anguar: ±0.5°	The First:	A4



This document is the property of JQL Electronic Inc. It cannot be copied, duplicated, used for manufacturing purposes or communicated to third party as a whole or partly, without the written consent of JQL Electronic Inc.