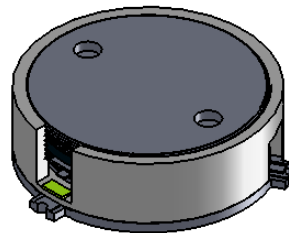
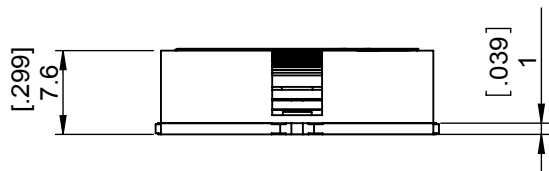
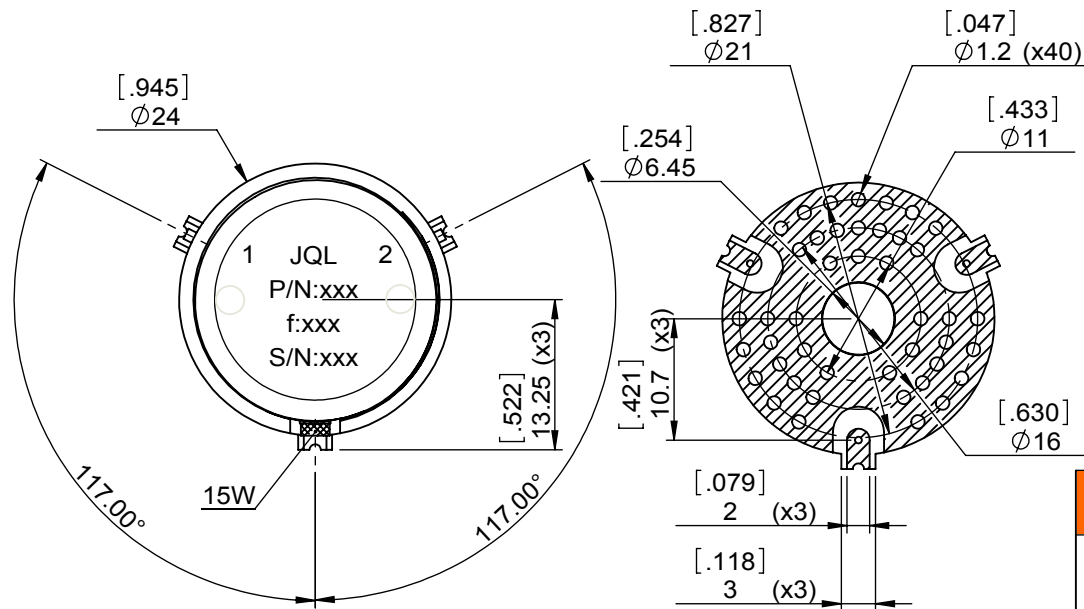


|              |               |      |     |       |             |            |      |          |  |   |  |
|--------------|---------------|------|-----|-------|-------------|------------|------|----------|--|---|--|
| 1            |               | 2    |     | 3     |             | 4          |      | 5        |  | 6 |  |
| Document No. | QR4-700-T-003 | REV. | A/0 | REV.  | DESCRIPTION | REVISOR    | DATE | APPROVED |  |   |  |
|              |               | 0    |     | M.Hao |             | 02.13.2014 |      | David    |  |   |  |



| SPECIFICATIONS                  |                                |
|---------------------------------|--------------------------------|
| Part's Number                   | JIM0925T0960S1R                |
| Frequency(GHz)                  | 0.925~0.960                    |
| Direction                       | CW                             |
| Insertion Loss(dB)MAX           | 0.25                           |
| Isolation(dB)MIN                | 23.0                           |
| Return Loss(dB)MIN              | 20.0                           |
| 3rd IMD(dBc)MAX                 | -75dBc @ 2x 43dBm 5MHz Spacing |
| Power FWD/REV/PK(Watt)          | 100/5/-                        |
| Operating Temperature(°C)       | -40~+85                        |
| Storage Temperature(°C)         | -                              |
| 2nd/3rd Harmonic(dBc)           | -                              |
| Termination/Attenuator(Watt/dB) | 15                             |
| Tab(W×LG×THK)(mm[Inch])         | -                              |
| Additional Notes                | -                              |



**JQL** JQL Electronic Inc 500 Lake Cook Road, Suite 350 Deerfield, IL 60015, USA Tel: 1(888)236-9828 Fax: 1(888)823-2902

|   |                                   |   |            |       |
|---|-----------------------------------|---|------------|-------|
| <b>MATERIAL:</b><br>STEEL                   | <b>DWG NO:</b><br>JIM0925T0960S1R |   |            |       |
| <b>SURFACE TREATMENT:</b><br>NICKEL PLATING | DWG BY:                           | M.Hao                                       | 02.13.2014 | SACLE |
|   | CHK'D BY:                         |   |            |       |
| <b>DESCRIPTION:</b><br>SMT ISOLATOR         | APP'VD BY:                        |   |            | 3:2   |
|   | Unit:<br>mm[inch]                 | Tolerance:<br>Liner: ±0.25<br>Anguar: ±0.5° | The First: | A4    |



This document is the property of JQL Electronic Inc. It cannot be copied, duplicated, used for manufacturing purposes or communicated to third party as a whole or partly, without the written consent of JQL Electronic Inc.