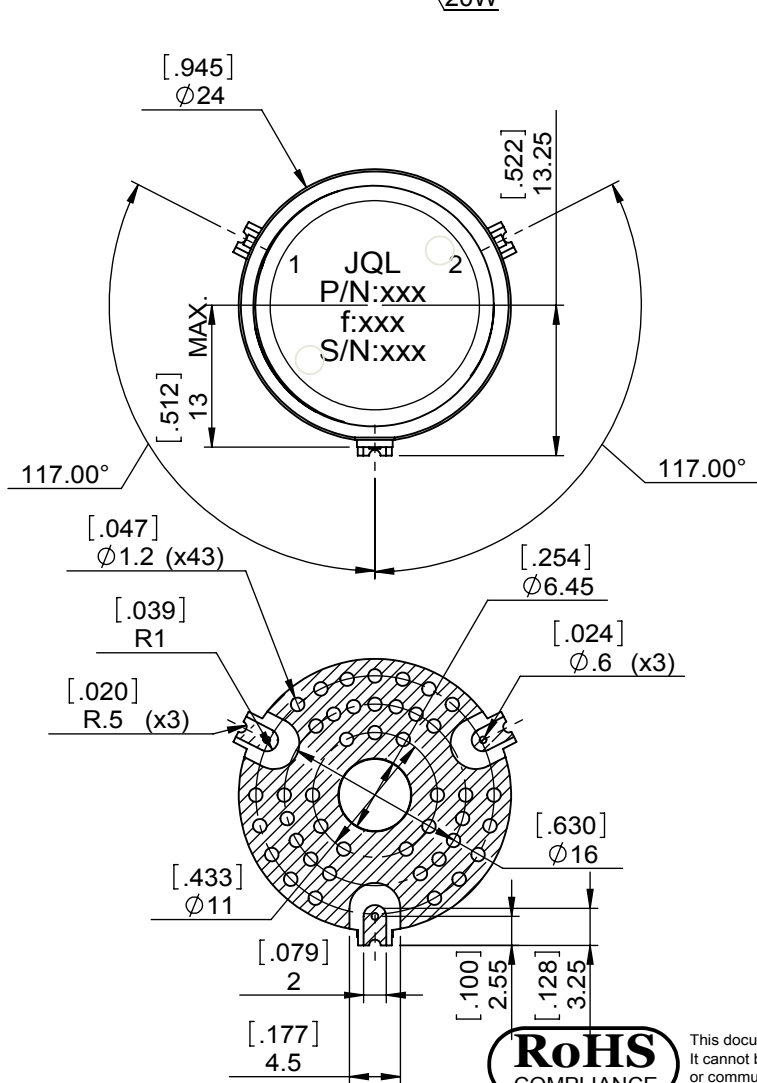
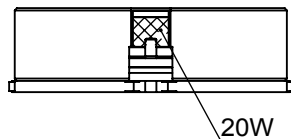
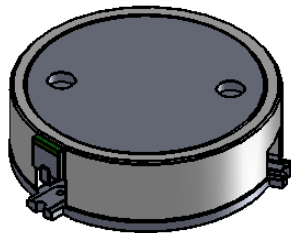


1		2		3		4		5		6	
Document No.	QR4-700-T-003					REV.	DESCRIPTION	REVISOR	DATE	APPROVED	
REV.	A/0					1	SPECS UPDATE	M.Hao	10.18.2013	David	



SPECIFICATIONS	
Part's Number	JIM1080T1100S1R
Frequency(GHz)	1.080~1.100
Direction	CW
Insertion Loss(dB)MAX	0.30
Isolation(dB)MIN	22.0
Return Loss(dB)MIN	21.0
3rd IMD(dBc)MAX	-
Power FWD/REV/PK(Watt)	16/10/800
Operating Temperature(°C)	-55~+85
Storage Temperature(°C)	-
2nd/3rd Harmonic(dBc)	-
Termination/Attenuator(Watt/dB)	20 MIN.(PORT3 TERMINATED)
Tab(W×LG×THK)(mm[Inch])	-
Additional Notes	-

JQL JQL Electronic Inc 500 Lake Cook Road, Suite 350 Deerfield, IL 60015, USA Tel: 1(888)236-9828 Fax: 1(888)823-2902

MATERIAL: STEEL	DWG NO: JIM1080T1100S1R			
SURFACE TREATMENT: NICKEL PLATING	DWG BY:	M.Hao	10.18.2013	SACLE
	CHK'D BY:			
DESCRIPTION: SMT ISOLATOR	APPV'D BY:			3:2
	Unit: mm[inch]	Tolerance: Liner: ±0.25 Anguar: ±0.5°	The First:	A4



This document is the property of JQL Electronic Inc. It cannot be copied, duplicated, used for manufacturing purposes or communicated to third party as a whole or partly, without the written consent of JQL Electronic Inc.