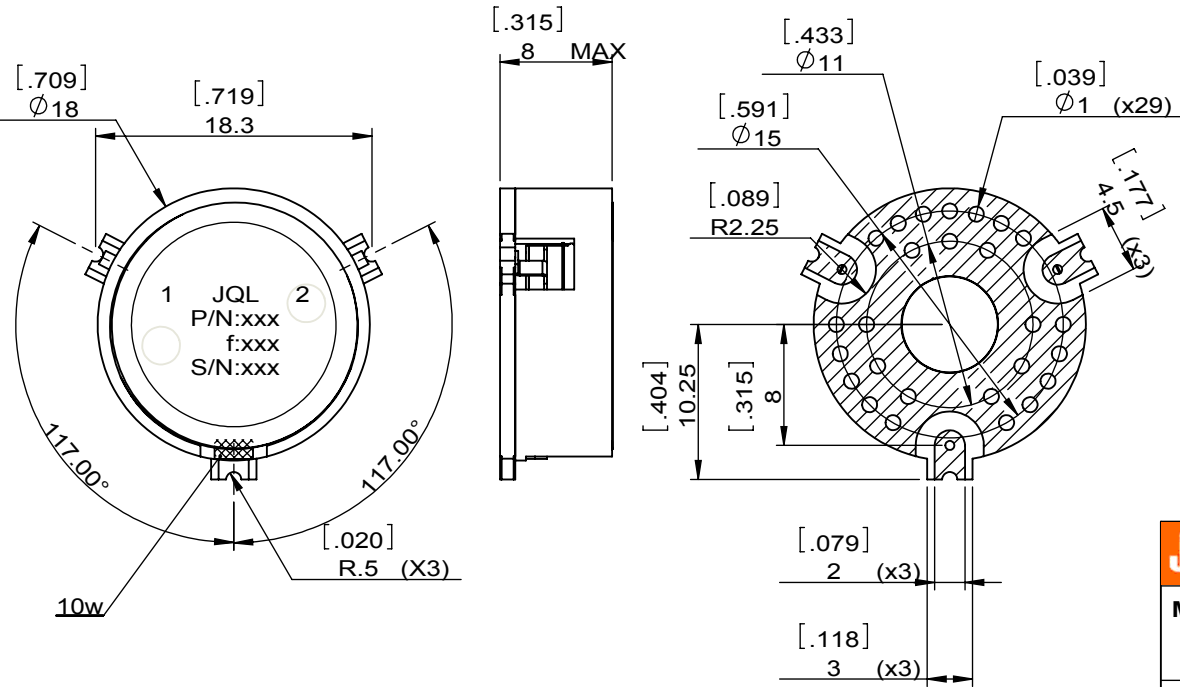
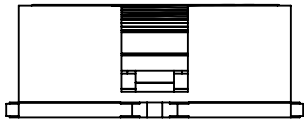
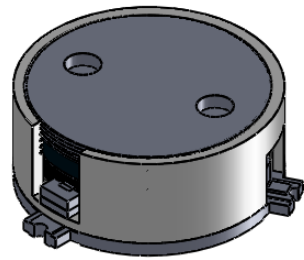


1	2
Document No.	QR4-700-T-003
REV.	A/0

3	4	5	6	
REV.	DESCRIPTION	REVISOR	DATE	APPROVED
0		ZC.Wu	06.09.2015	David



SPECIFICATIONS	
Part's Number	JIM2110T2170S1R
Frequency(GHz)	2.110~2.170
Direction	CW
Insertion Loss(dB)MAX	0.25
Isolation(dB)MIN	23.0
Return Loss(dB)MIN	20.0
3rd IMD(dBc)MAX	-75 @ 2x43dBm 5MHz Spacing
Power FWD/REV/PK(Watt)	100/5/-
Operating Temperature(°C)	-40~+85
Storage Temperature(°C)	-
2nd/3rd Harmonic(dBc)	-
Termination/Attenuator(Watt/dB)	10
Tab(W×LG×THK)(mm[Inch])	-
Additional Notes	-

<b>JQL</b> JQL Electronic Inc	
<b>MATERIAL:</b> STEEL	<b>DWG NO:</b> JIM2110T2170S1R
<b>SURFACE TREATMENT:</b> NICKEL PLATING	DWG BY: ZC.Wu CHK'D BY: APPV'D BY:
<b>DESCRIPTION:</b> SMT ISOLATOR	06.09.2015 SCALE: 2:1
Unit: mm[inch]	Tolerance: Liner: ±0.25 Anguar: ±0.5°
	The First:
	A4



This document is the property of JQL Electronic Inc. It cannot be copied, duplicated, used for manufacturing purposes or communicated to third party as a whole or partly, without the written consent of JQL Electronic Inc.