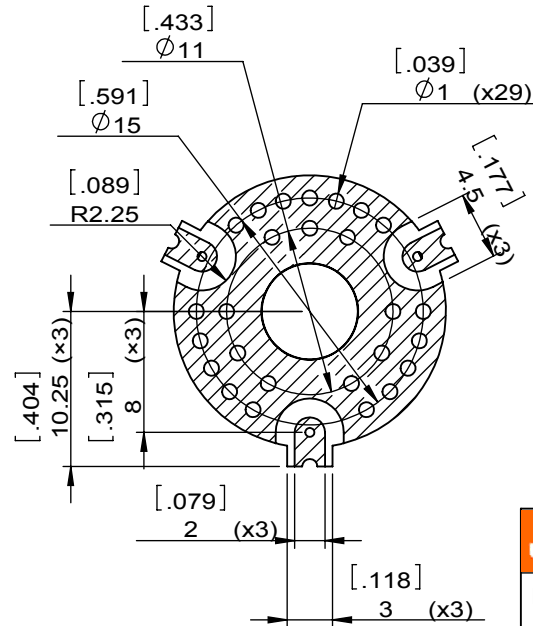
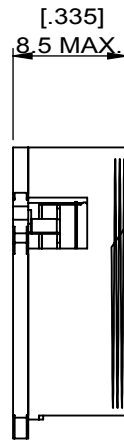
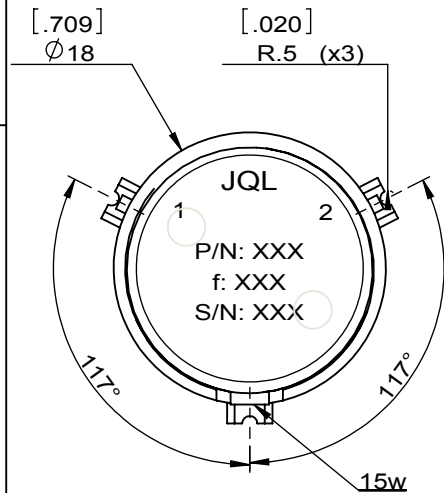
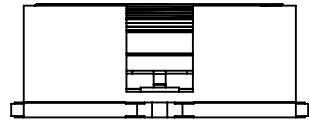
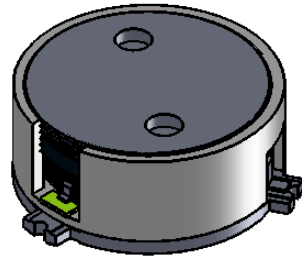


1	2
Document No.	QR4-700-T-003
REV.	A/0

3	4	5	6	
REV.	DESCRIPTION	REVISOR	DATE	APPROVED
0		ZC.Wu	03.04.2015	David



### SPECIFICATIONS

Part's Number	JIM2570T2620S1R
Frequency(GHz)	2.570~2.620
Direction	CW
Insertion Loss(dB)MAX	0.30
Isolation(dB)MIN	23.0
Return Loss(dB)MIN	20.0
3rd IMD(dBc)MAX	-
Power FWD/REV/PK(Watt)	60/5/-
Operating Temperature( $^\circ\text{C}$ )	-40~+85
Storage Temperature( $^\circ\text{C}$ )	-
2nd/3rd Harmonic(dBc)	-
Termination/Attenuator(Watt/dB)	15W
Tab(W $\times$ LG $\times$ THK)(mm[Inch])	-
Additional Notes	-

<b>JQL JQL Electronic Inc</b>				
<b>MATERIAL:</b> STEEL		<b>DWG NO:</b> JIM2570T2620S1R		
<b>SURFACE TREATMENT:</b> NICKEL PLATING		DWG BY:	ZC.Wu	03.04.2015
<b>DESCRIPTION:</b> SMT ISOLATOR		CHK'D BY:		SCALE
		APPV'D BY:		2:1
		Unit: mm[inch]	Tolerance: Liner: $\pm 0.25$ Anguar: $\pm 0.5^\circ$	The First: 
				A4



This document is the property of JQL Electronic Inc. It cannot be copied, duplicated, used for manufacturing purposes or communicated to third party as a whole or partly, without the written consent of JQL Electronic Inc.

WEIGHT:

SHEET 1 OF 1