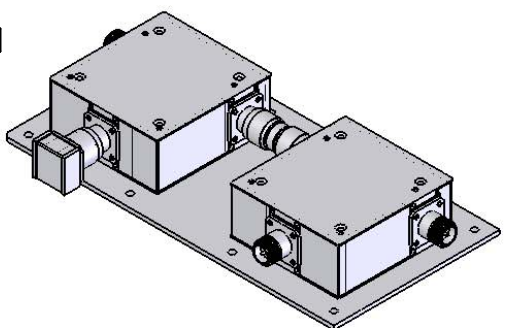
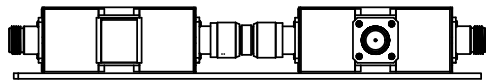


1
Stock Number

5	6			
REV.	DESCRIPTION	REVISOR	DATE	APPROVE
0		MH	02.22.11	CH



SPECIFICATION

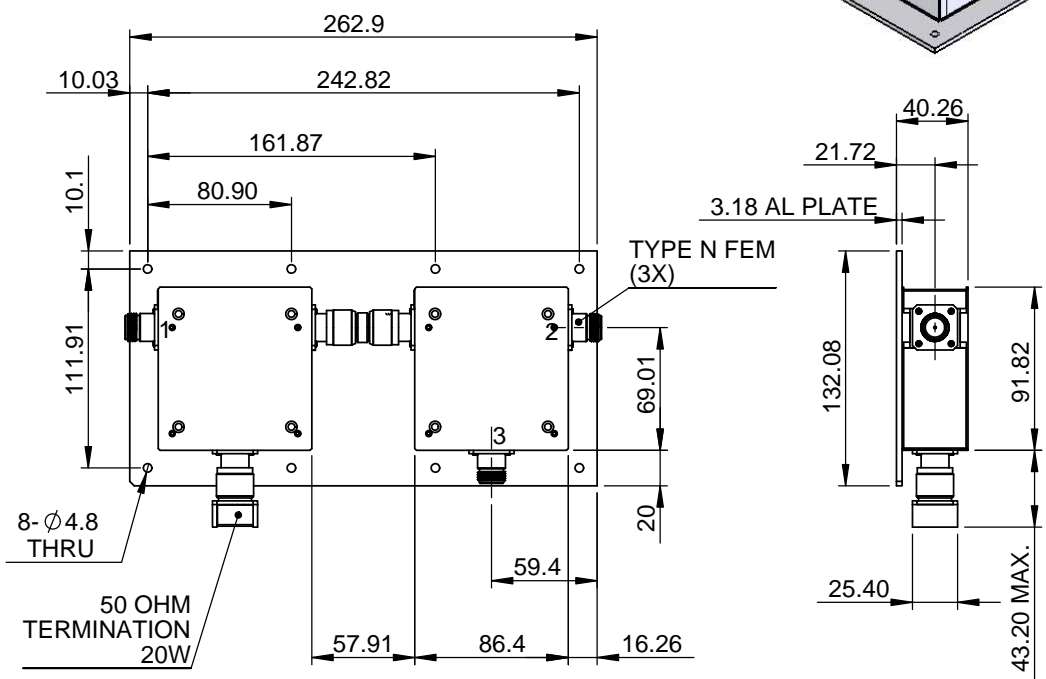
Part's Number: JC2C0132T0150T1FN20
Frequency: 0.132~0.150GHz

Part's Number: JC2C0150T0174T1FN20
Frequency: 0.150~0.174GHz

Direction: CW
Insertion Loss: 0.6dB MAX Per Junction
Isolation: 19dB MIN Per Junction
VSWR: 1.25:1 MAX
Power: 200W
Temperature: -30°C~+70°C



This document is the property of JQL Electronic Inc.
It cannot be copied, duplicated, used for manufacturing purposes
or communicated to third party as a whole or partly,
without the written consent of JQL Electronic Inc.



JQL JQL Electronic Inc

500 Lake Cook Road, Suite 350 Tel : 1(888)236-9828
Deerfield, IL 60015, USA Fax: 1(630)823-2902

MATERIAL:	STEEL
SURFACE TREATMENT:	NICKLE PLATING
DESCRIPTION:	COAX CIRCULATOR

DWG NO.	VHF Dual Junction Circulator		
DWG BY:	NAME	DATE	SCALE:
CHK'D BY:	MH	02.22.11	1:1
APPVD BY:	FW	02.22.11	
Unit: mm	TOLERANCE:	Type Of Projection	A4
	Liner: ±0.15mm Angular: ±0.5°		

WEIGHT:

SHEET 1 OF 1