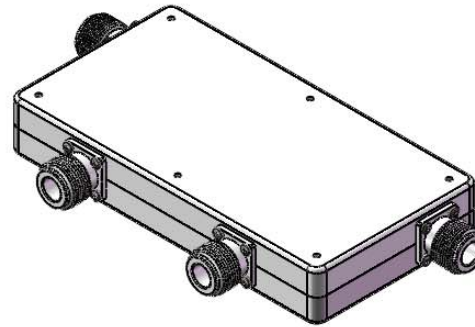



Document No. QR4-700-T-003

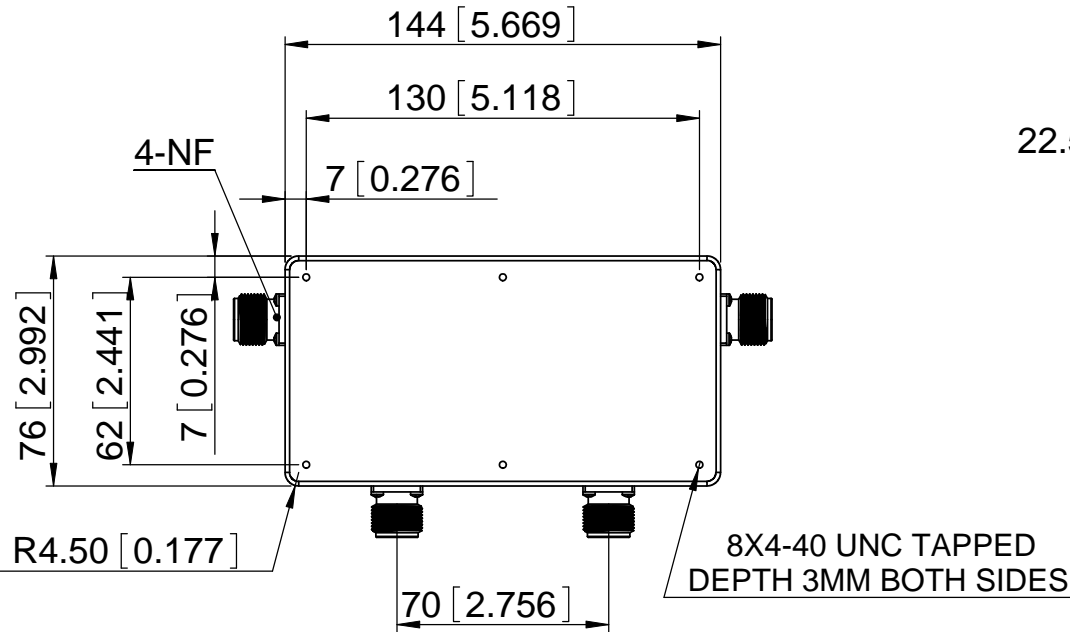
REV. A/0

REV.	DESCRIPTION	REVISOR	DATE	APPROVE
0		HM	12.18.12	CH



**SPECIFICATION**

Part's Number: JC2C0145T0150EN300.145  
 Frequency: ~0.150GHz  
 Direction: CW  
 Insertion Loss: 0.5dB MAX PER JUNCTION  
 Isolation: 25dB MIN.PER JUNCTION  
 VSWR: 1.20:1 MIN.  
 POWER FWD/REV: 100W/100W  
 CONNECTOR: N-F  
 TEMPERATURE: -10°C~ +70°C



<b>JQL Electronic Inc</b>		500 Lake Cook Road, Suite 350 Deerfield, IL 60015, USA		Tel : 1(888)236-9828 Fax: 1(630)823-2902	
MATERIAL:	STEEL	DWG NO. JC2C0145T0150EN30			
SURFACE TREATMENT:	NICKEL PLATING	DWG BY: HM		DATE: 12.18.12	SCALE: 1:2.5
DESCRIPTION:	COAX ISOCULATOR	CHK'D BY:		APPV'D BY:	
Unit: mm[inch]		TOLERANCE: Liner: ±0.1mm Angular: ±0.5°		Type Of Projection 	
				A4	



This document is the property of JQL Electronic Inc. It cannot be copied, duplicated, used for manufacturing purposes or communicated to third party as a whole or partly, without the written consent of JQL Electronic Inc.

WEIGHT: