Document No.	QR4-700-T-003
REV.	A/0

REV.	DESCRIPTION	REVISOR	DATE	APPROVED
0		ZC.Wu	10.13.2014	David



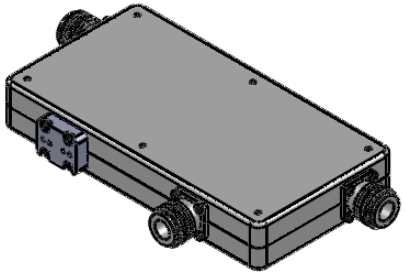

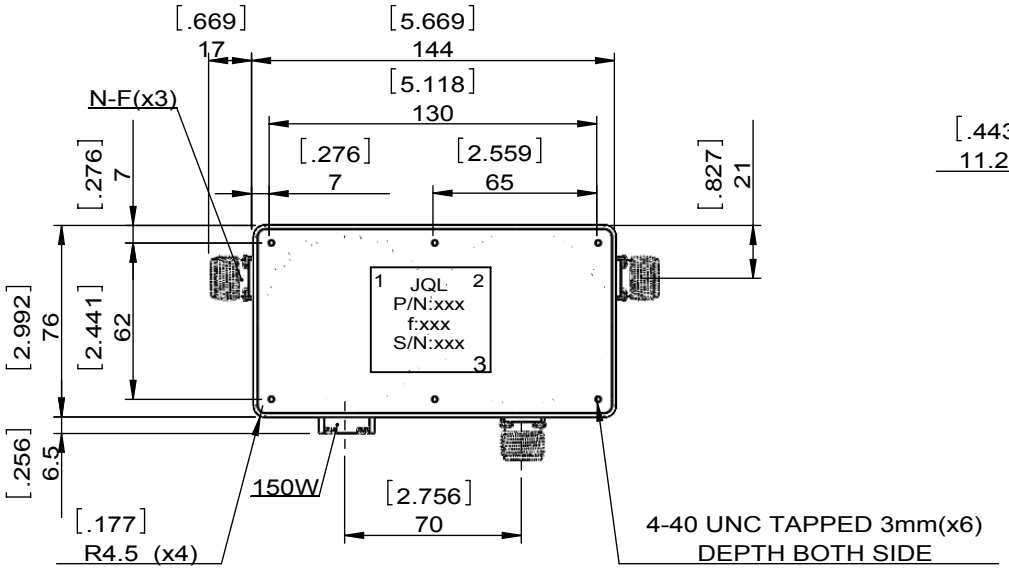

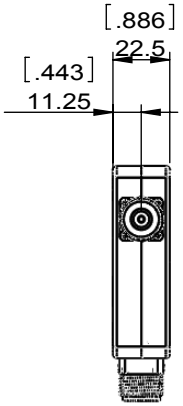

SPECIFICATIONS	
Part's Number	JC2C0164T0170T1N15
Frequency(GHz)	0.164~0.170
Direction	-
Insertion Loss(dB)MAX	0.80@1-2;type:0.60 0.40@2-3;type:0.30
Isolation(dB)MIN	40.0@2-1; 20.0@3-2,3-1,1-3;
Return Loss(dB)MIN	21.0 type:23.0
3rd IMD(dBc)MAX	-
Power FWD/REV/PK(Watt)	150/150/-
Operating Temperature(°C)	-30~+60
Storage Temperature(°C)	-
2nd/3rd Harmonic(dBc)	-
Termination/Attenuator(Watt/dB)	150
Tab(W×LG×THK)(mm[Inch])	-
Additional Notes	-

JQL Electronic Inc

MATERIAL: STEEL

SURFACE TREATMENT: NICKEL PLATING

DESCRIPTION: COAX CIRCULATOR

DWG NO: JC2C0164T0170T1N15

DWG BY:	ZC.Wu	10.13.2014	SCALE
CHK'D BY:			1:3
APPV'D BY:			
Unit: mm[inch]	Tolerance: Liner: ±0.25 Anguar: ±0.5°	The First:	A4

RoHS COMPLIANCE

This document is the property of JQL Electronic Inc.
It cannot be copied, duplicated, used for manufacturing purposes or communicated to third party as a whole or partly, without the written consent of JQL Electronic Inc.

WEIGHT:

SHEET 1 OF 1