Document No.	QR4-700-T-003
REV.	A/0

REV.	DESCRIPTION	REVISOR	DATE	APPROVED
0		ZC.Wu	07.02.2014	David

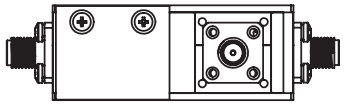



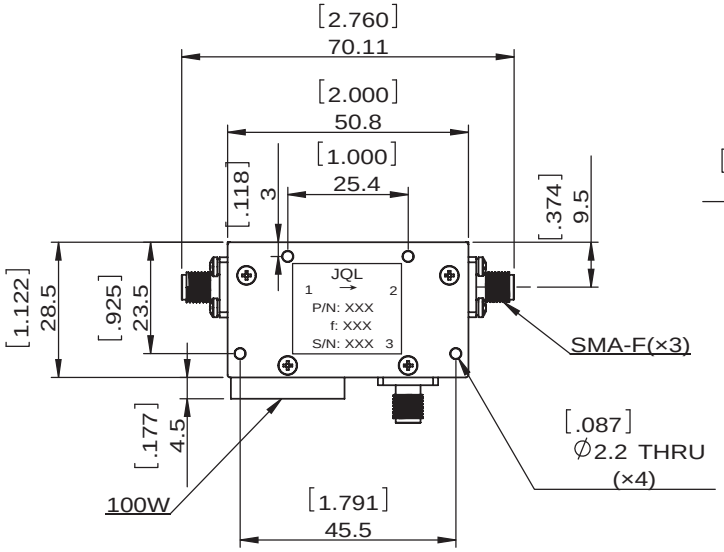

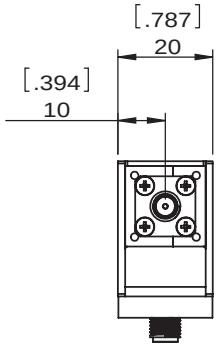

SPECIFICATIONS	
Part's Number	JC2C1800T2000S1
Frequency(GHz)	1.800~2.000
Direction	CW
Insertion Loss(dB)MAX	0.5
Isolation(dB)MIN	40.0
Return Loss(dB)MIN	22.0
3rd IMD(dBc)MAX	
Power FWD/REV/PK(Watt)	100/10/-
Operating Temperature(°C)	-30~+75
Storage Temperature(°C)	
2nd/3rd Harmonic(dBc)	
Termination/Attenuator(Watt/dB)	100/-
Tab(W×LG×THK)(mm[Inch])	
Additional Notes	

JQL Electronic Inc

MATERIAL: STEEL

DWG NO: JC2C1800T2000S1

SURFACE TREATMENT: NICKLE PLAING

DESCRIPTION: DUAL COAXIALCIRCULATOR

DWG BY:	ZC.Wu	07.02.2014	SCALE
CHK'D BY:			2:3
APPV'D BY:			
Unit: mm[inch]	Tolerance: Liner: ±0.25 Anguar: ±0.5°	The First:	A4

RoHS COMPLIANCE

This document is the property of JQL Electronic Inc.
It cannot be copied, duplicated, used for manufacturing purposes
or communicated to third party as a whole or partly,
without the written consent of JQL Electronic Inc.

WEIGHT:

SHEET 1 OF 1