

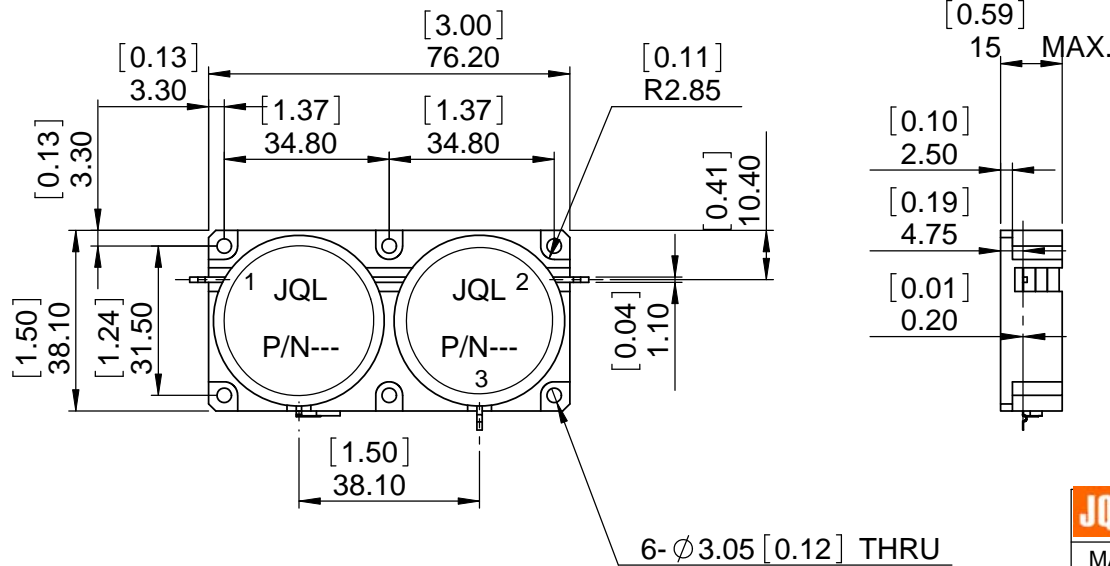
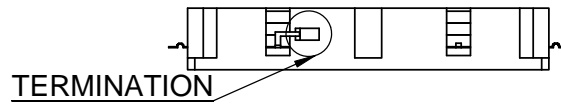
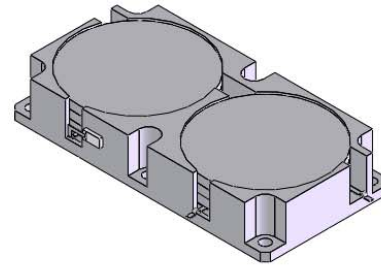
1 2 3 4 5 6

Stock Number

REV.	DESCRIPTION	REVISOR	DATE	APPROVE
0		MH	06.03.11	CH

**SPECIFICATION**

Part's Number: JC2D0380T0395T1KM2  
 Frequency: 0.380~0.395GHz  
 Direction: CW  
 Insertion Loss: 0.6dB MAX. PORT1-2  
 0.3dB MAX. PORT2-3  
 Isolation: 23dB MIN. PORT3-2  
 50dB MIN. PORT2-1  
 20dB MIN.  
 RL: 20W  
 Power PEAK: -20°C~+80°C  
 Temperature: -70dBc @ 2x20w  
 IMD: 10W  
 Termination:



This document is the property of JQL Electronic Inc. It cannot be copied, duplicated, used for manufacturing purposes or communicated to third party as a whole or partly, without the written consent of JQL Electronic Inc.

<b>JQL</b> JQL Electronic Inc		500 Lake Cook Road, Suite 350 Deerfield, IL 60015, USA		Tel : 1(888)236-9828 Fax: 1(630)823-2902	
MATERIAL:	STEEL	DWG NO. JC2D0380T0395T1KM2			
SURFACE TREATMENT:	NICKLE PLATING	SCALE: 1:1			
DESCRIPTION:	DROP-IN ISOLATOR	Unit: mm		TOLERANCE: Liner: ±0.1mm Angular: ±0.5°	Type Of Projection 
		DWG BY: MH	DATE: 06.03.11		
		CHK'D BY: FW	DATE: 06.03.11		
		APPVD BY: CH	DATE: 06.03.11		

1 2 WEIGHT: SHEET 1 OF 1