

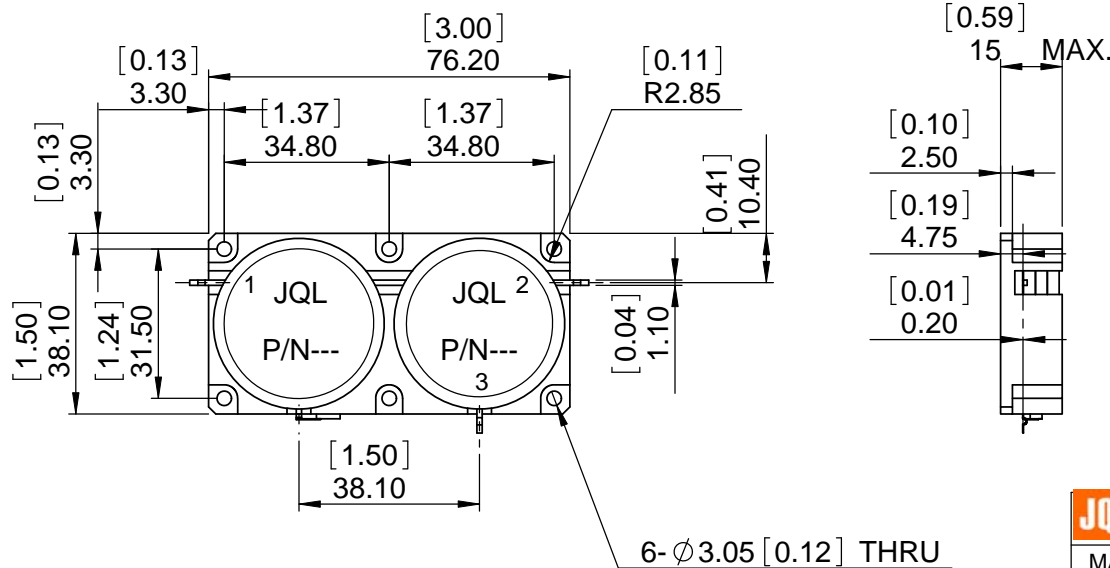
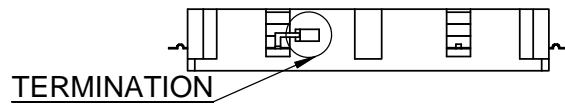
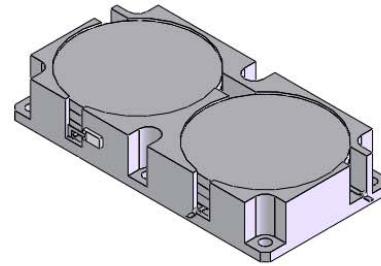
1 2 3 4 5 6

Stock Number

REV.	DESCRIPTION	REVISOR	DATE	APPROVE
0		MH	06.03.11	CH

SPECIFICATION

Part's Number: JC2D0400T0490T1KM10
 Frequency: 0.400~0.490GHz
 Direction: CW
 Insertion Loss: 0.6dB MAX. PORT1-2
 0.3dB MAX. PORT2-3
 Isolation: 20dB MIN. PORT3-2
 40dB MIN. PORT2-1
 RL: 20dB MIN.
 Power PEAK: 200W
 Temperature: -20°C~+80°C
 IMD: -70dBc @ 2x20w
 Termination: 10W



This document is the property of JQL Electronic Inc. It cannot be copied, duplicated, used for manufacturing purposes or communicated to third party as a whole or partly, without the written consent of JQL Electronic Inc.

JQL JQL Electronic Inc		500 Lake Cook Road, Suite 350 Deerfield, IL 60015, USA		Tel : 1(888)236-9828 Fax: 1(630)823-2902	
MATERIAL:	STEEL	DWG NO.	JC2D0400T0490T1KM10		
SURFACE TREATMENT:	NICKLE PLATING				
DESCRIPTION:	DROP-IN ISOLATOR				
			NAME	DATE	SCALE:
		DWG BY:	MH	06.03.11	1:1
		CHK'D BY:	FW	06.03.11	
		APPVD BY:	CH	06.03.11	
		Unit: mm	TOLERANCE: Liner: ±0.1mm Angular: ±0.5°	Type Of Projection	A4

1 2 WEIGHT: SHEET 1 OF 1