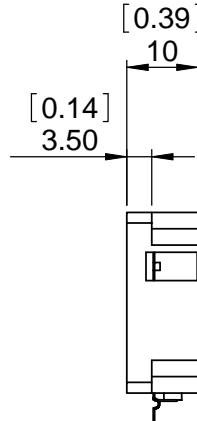
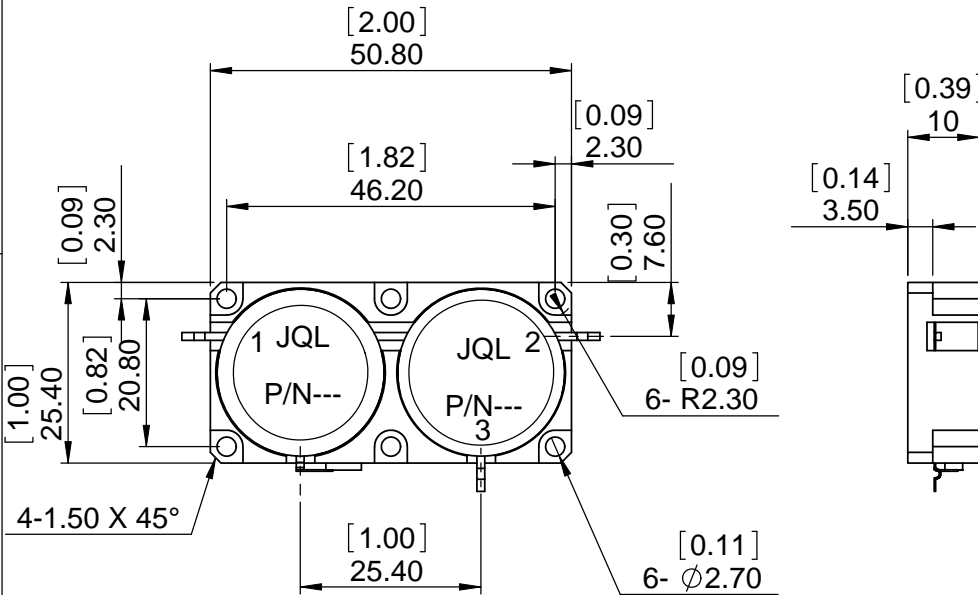
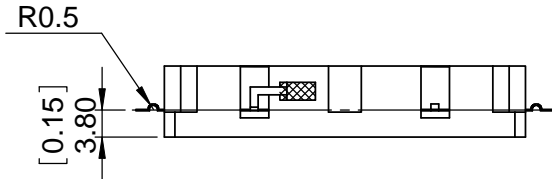
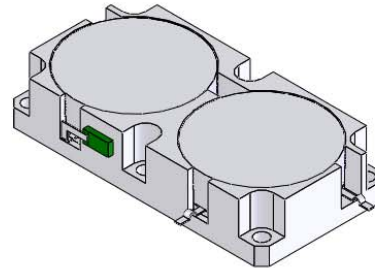


REV.	DESCRIPTION	REVISOR	DATE	APPROVE
0		MH	02.15.11	CH



SPECIFICATION

Part's Number: JC2D0850T0875T1M10
 Frequency: 0.850~0.875GHz

Direction: CW
 Insertion Loss: 0.4dB Max P1-P2,
 0.20dB Max P2-P3

Isolation: 25dB Min P3-P2
 50dB Min P2-P1
 RL: 20dB MIN

Power FWD/REV/PK: 100W/100W/500W
 Temperature: -20C~+80C
 Termination: 10W

BODY: STEEL, NICKEL PLATED
 TAB: BRASS, SILVER PLATED 1.1W X 4.0LG X 0.20THK.

JQL JQL Electronic Inc

500 Lake Cook Road, Suite 350
 Deerfield, IL 60015, USA
 Tel: 1(888)236-9828
 Fax: 1(630)823-2902

MATERIAL:
STEEL

DWG NO.
JC2D0850T0875T1M10

SURFACE TREATMENT:
NICKLE PLATING

	NAME	DATE	SCALE:
DWG BY:	MH	02.15.11	1:1
CHK'D BY:	FW	02.15.11	
APPV'D BY:	CH	02.15.11	

DESCRIPTION:
DROP-IN ISOLATOR

Unit: mm	TOLERANCE: Liner: ±0.1mm Angular: ±0.5°	Type Of Projection 	A4
----------	---	------------------------	----



WEIGHT:

SHEET 1 OF 1