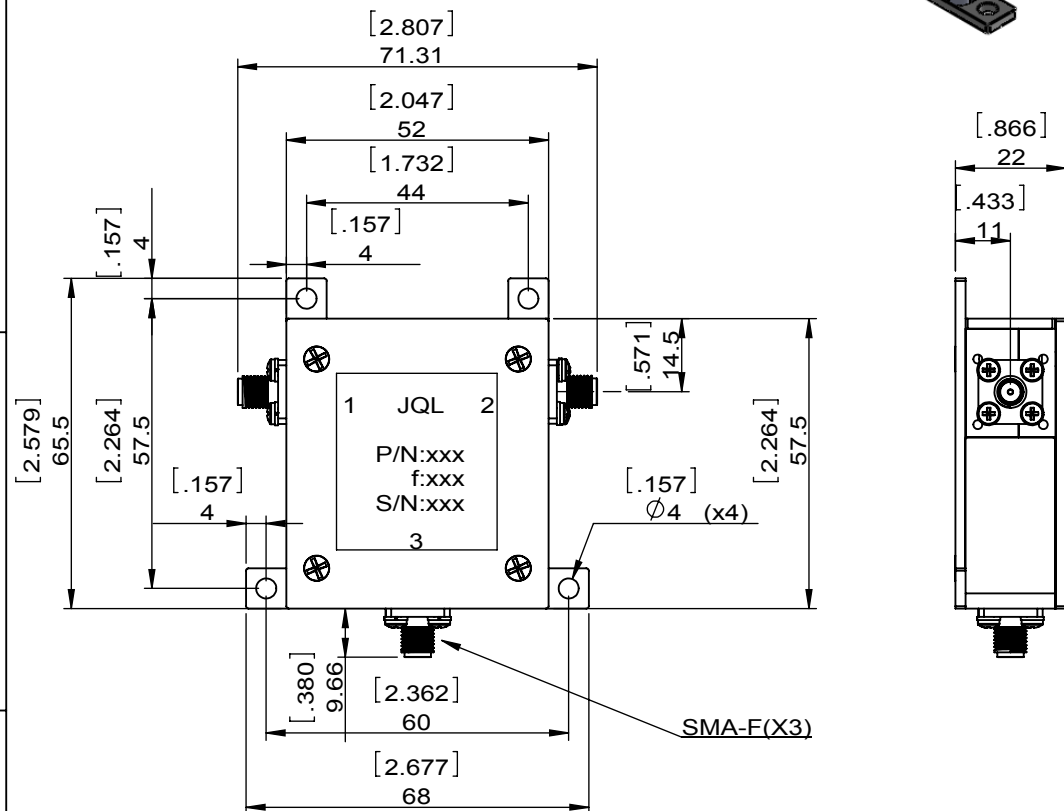
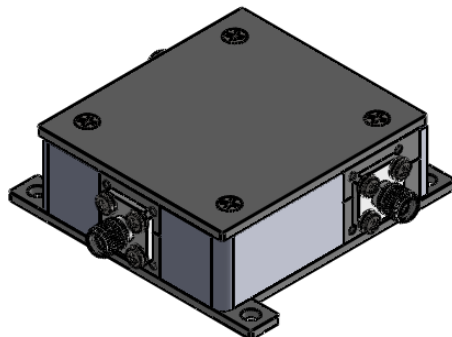
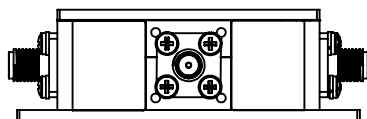


1		2		3		4		5		6	
Document No.	QR4-700-T-003	REV.	A/0	REV.	DESCRIPTION	REVISOR	DATE	APPROVED			
		0		ZC.Wu	06.26.2014	David					



SPECIFICATIONS	
Part's Number	JCC0320T0420S25
Frequency(GHz)	0.320~0.420
Direction	CW
Insertion Loss(dB)MAX	0.4
Isolation(dB)MIN	18.0
Return Loss(dB)MIN	18.0
3rd IMD(dBc)MAX	
Power FWD/REV/PK(Watt)	250/250/-
Operating Temperature(°C)	-30~+60
Storage Temperature(°C)	-55~+125
2nd/3rd Harmonic(dBc)	-
Termination/Attenuator(Watt/dB)	
Tab(W×LG×THK)(mm[Inch])	
Additional Notes	-

JQL JQL Electronic Inc				
MATERIAL: STEEL		DWG NO: JCC0320T0420S25		
SURFACE TREATMENT: NICKEL PLATING		DWG BY:	ZC.Wu	06.26.2014
DESCRIPTION: COAXIAL CIRCULATOR		CHK'D BY:		SACLE
		APPV'D BY:		1:1.5
Unit: mm[inch]		Tolerance: Liner: ±0.25 Anguar: ±0.5°	The First: 	
				A4



This document is the property of JQL Electronic Inc. It cannot be copied, duplicated, used for manufacturing purposes or communicated to third party as a whole or partly, without the written consent of JQL Electronic Inc.