

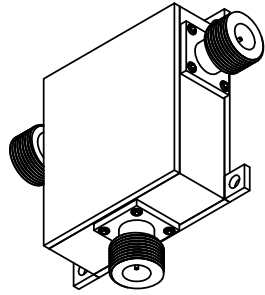

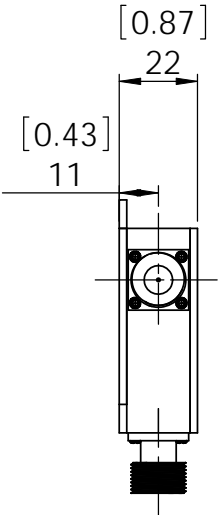
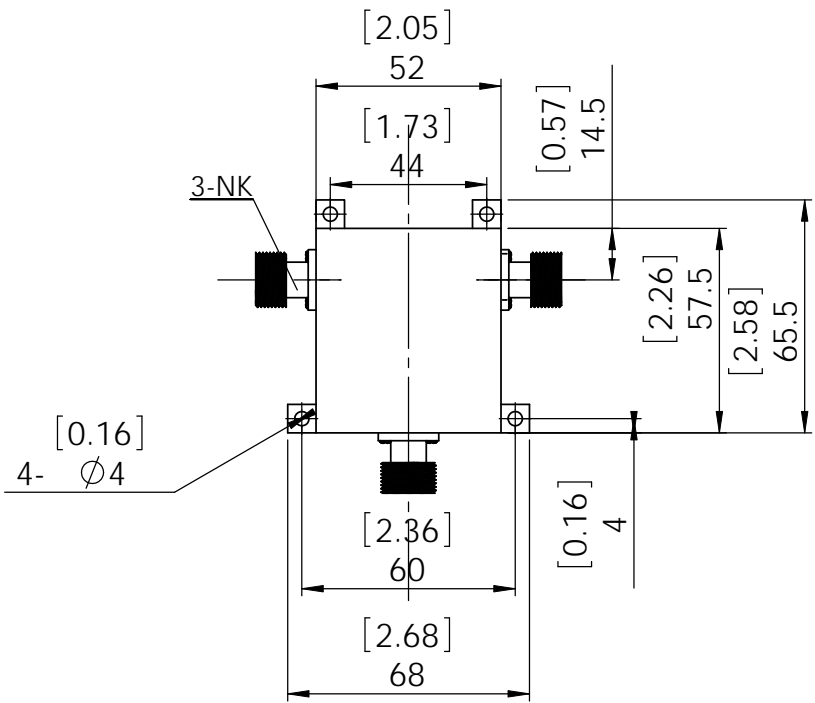
5		6		
REV.	DESCRIPTION	REVISOR	DATE	APPROVE

**SPECIFICATIONS**

P/N: JCC0350T0354N20  
 FREQ: 0.350~0.354GHz

CIRCULATION: CW  
 ISOLATION: 25dB MIN  
 INS LOSS: 0.25dB MAX  
 VSWR: 1.20:1 MAX  
 PWR FWD/REV 200W/200W  
 TEMPERATURE OPERATING: -20~+60C  
 STORAGE: -55C~+125C

OPTIONAL CONNECTOR: N-f



This document is the property of JQL Electronic Inc. It cannot be copied, duplicated, used for manufacturing purposes or communicated to third party as a whole or partly, without the written consent of JQL Electronic Inc.

**JQL JQL Electronic Inc** 500 Lake Cook Road, Suite 350 Deerfield, IL 60015, USA Tel : 1(888)236-9828 Fax: 1(630)823-2902

MATERIAL: STEEL Y15	DWG NO. JCC0350T0354N20			
SURFACE TREATMENT: NICKLE PLATING	NAME	DATE	SIGNATURE	REV:
DESCRIPTION: COAX CIRCULATOR	DWG BY:			
	CHK'D BY:			
	APPV'D BY:			
	TOLERANCE Liner: ±0.1mm Angular: ±0.5°		Q.A	A4