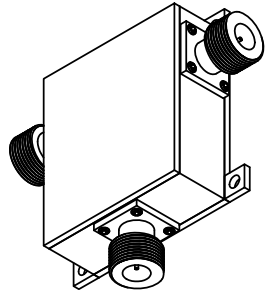

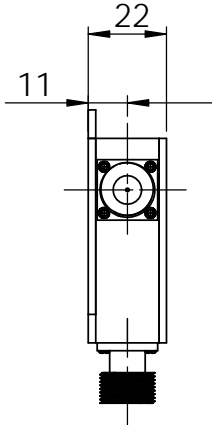
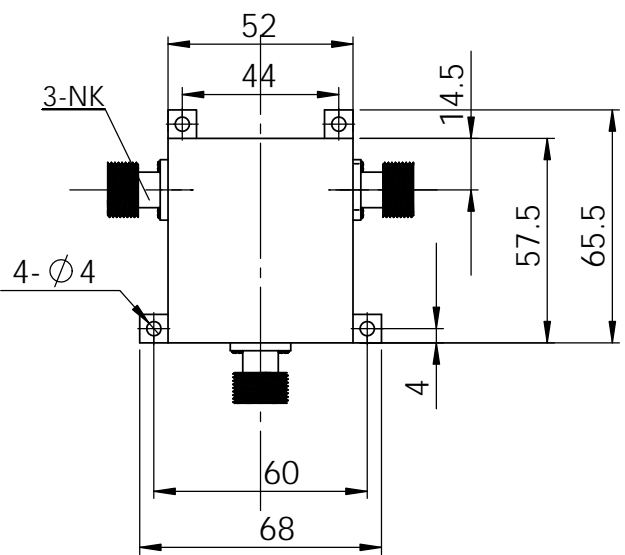


5		6		
REV.	DESCRIPTION	REVISOR	DATE	APPROVE



SPECIFICATIONS

P/N: JCC0461T0467N15
 FREQ: 0.4605~0.4665GHZ
 ISOLATION: 23dB MIN
 INS LOSS: 0.3dB MAX
 VSWR: 1.20:1 MAX
 POWER: 100W AVG
 CIRCULATION: CLOCKWISE
 CONNECTOR: N-FEMALE
 TEMPERATURE OPERATING: -10C~+85C
 STORAGE: -55C~+125C

CONNECTOR OPTION: N-F, N-M, SMA-F, SMA-M
 DRAWING SHOWS N-F BY DEFAULT, ACTUAL CONNECTOR CONFIGURATION REFERES TO SPECS.

This document is the property of JQL Electronic Inc.
 It cannot be copied, duplicated, used for manufacturing purposes
 or communicated to third party as a whole or partly,
 without the written consent of JQL Electronic Inc.

JQL JQL Electronic Inc				
MATERIAL: STEEL Y15		DWG NO. JCC0461T0467N15		
SURFACE TREATMENT: NICKLE PLATING				
DESCRIPTION: COAX CIRCULATOR				
		TOLERANCE Liner: ±0.1mm Angular: ±0.5°		Q.A
				A4