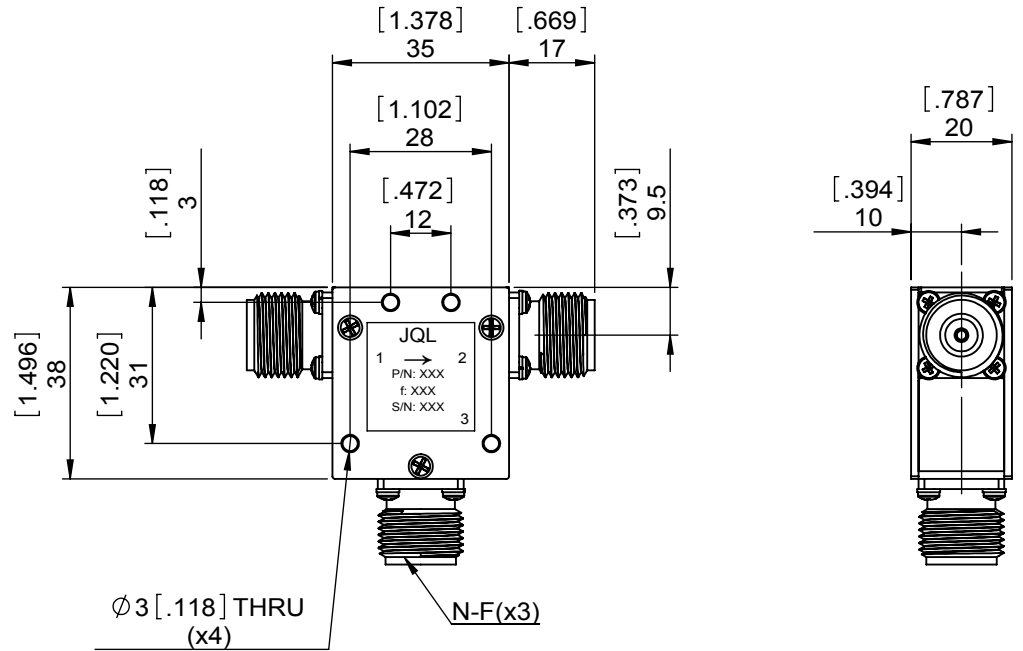
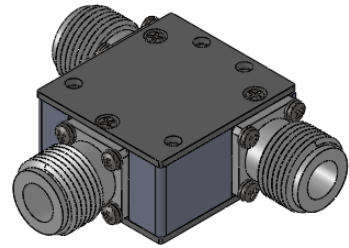
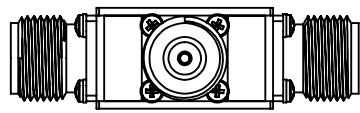


1	2
Document No.	QR4-700-T-003
REV.	A/0

3	4	5	6	
REV.	DESCRIPTION	REVISOR	DATE	APPROVED
0		LJ.Zhang	08.01.2013	David



SPECIFICATIONS	
Part's Number	JCC0700T0900N15
Frequency(GHz)	0.700~0.900
Direction	-CW
Insertion Loss(dB)MAX	0.40
Isolation(dB)MIN	20.0
Return Loss(dB)MIN	20.0
3rd IMD(dBc)MAX	-75 with +43 dBm/tone
Power FWD/REV/PK(Watt)	150/150/1000
Operating Temperature(°C)	+15~+40
Storage Temperature(°C)	-
2nd/3rd Harmonic(dBc)	-
Termination/Attenuator(Watt/dB)	-
Tab(W×LG×THK)(mm[Inch])	-
Additional Notes	-

JQL JQL Electronic Inc 500 Lake Cook Road, Suite 350 Deerfield, IL 60015, USA Tel: 1(888)236-9828 Fax: 1(888)823-2902

MATERIAL: STEEL	DWG NO: JCC0700T0900N15			
SURFACE TREATMENT: NICKEL PLATING	DWG BY:	LJ.Zhang	08.01.2013	SACLE
	CHK'D BY:			
DESCRIPTION: COAX CIRCULATOR	APPV'D BY:			2:3
	Unit: mm[inch]	Tolerance: Liner: ±0.25 Anguar: ±0.5°	The First:	A4



This document is the property of JQL Electronic Inc. It cannot be copied, duplicated, used for manufacturing purposes or communicated to third party as a whole or partly, without the written consent of JQL Electronic Inc.