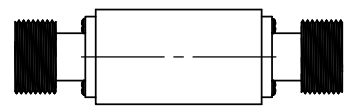
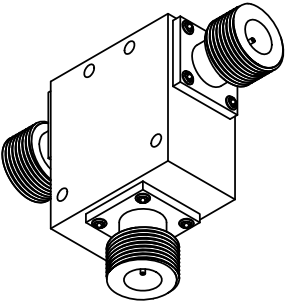
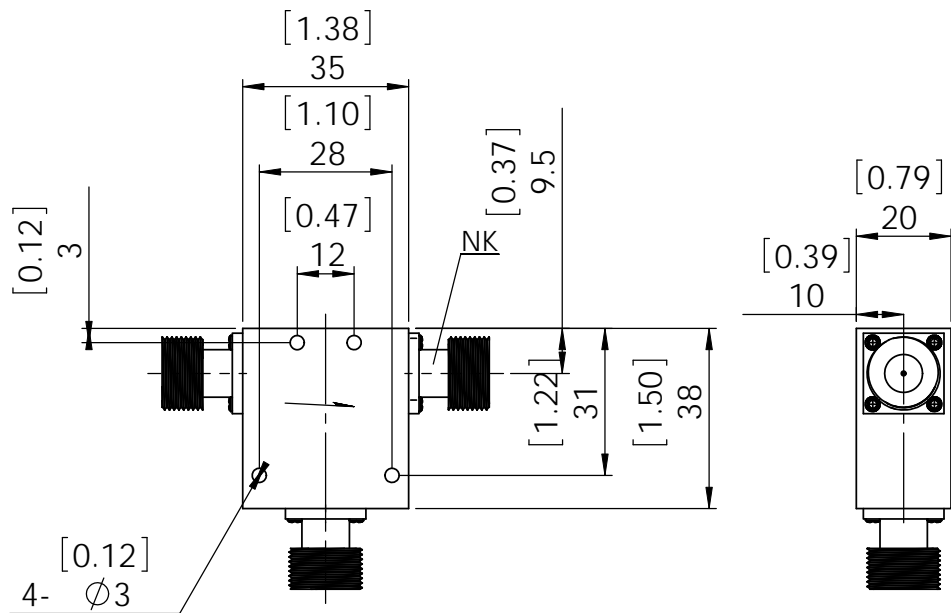


5		6		
REV.	DESCRIPTION	REVISOR	DATE	APPROVE

SPECIFICATIONS

P/N: JCC0851T0869N15
 FREQ: 0.851~0.869GHZ

CIRCULATION: CW
 ISOLATION: 30dB MIN
 INSERTION LOSS: 0.25dB MAX
 VSWR: 1.25:1 MAX
 PWR: 125W AVG
 CONNECTOR: N-F
 TEMPERATURE OPERATING: -10C~+60C
 STORAGE: -55C~+125C



CONNECTOR OPTION: N-F, N-M, SMA-F, SMA-M
 THE CONNECTOR TYPES OF DRAWING ARE FOR DISPLAY ONLY. THE DETAILED CONFIGURATION REFERE TO THE SPECIFICATIONS.

This document is the property of JQL Electronic Inc. It cannot be copied, duplicated, used for manufacturing purposes or communicated to third party as a whole or partly, without the written consent of JQL Electronic Inc.

JQL JQL Electronic Inc

MATERIAL: _____

SURFACE TREATMENT: **NICKEL PLATING**

DESCRIPTION: **COAX CIRCULATOR**

DWG NO. JCC0851T0869N15

	NAME	DATE	SIGNATURE	REV:
DWG BY:				
CHK'D BY:				
APPV'D BY:				

TOLERANCE
 Liner: ±0.1mm
 Angular: ±0.5°

Q.A

A4