
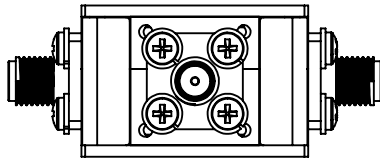
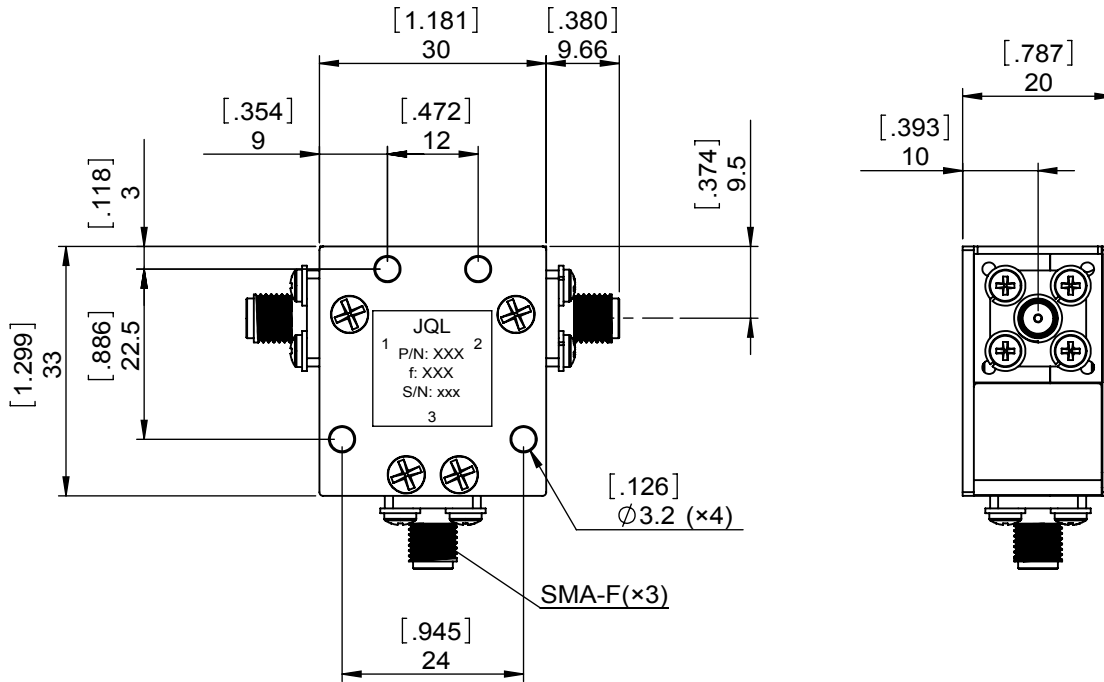


1	2
Document No.	QR4-700-T-003
REV.	A/0

4	5	6		
REV.	DESCRIPTION	REVISOR	DATE	APPROVED
0		M.Hao	04.18.2014	David



SPECIFICATIONS	
Part's Number	JCC0860T0872S15
Frequency(GHz)	0.860~0.872
Direction	-
Insertion Loss(dB)MAX	0.25
Isolation(dB)MIN	25.0
Return Loss(dB)MIN	22.0
3rd IMD(dBc)MAX	-
Power FWD/REV/PK(Watt)	150/150/-
Operating Temperature(°C)	-30~+70
Storage Temperature(°C)	-
2nd/3rd Harmonic(dBc)	-
Termination/Attenuator(Watt/dB)	-
Tab(W×LG×THK)(mm[Inch])	-
Additional Notes	-



This document is the property of JQL Electronic Inc. It cannot be copied, duplicated, used for manufacturing purposes or communicated to third party as a whole or partly, without the written consent of JQL Electronic Inc.

JQL JQL Electronic Inc			
MATERIAL: STEEL	DWG NO: JCC0860T0872S15		
SURFACE TREATMENT: NICKEL PLATING	DWG BY: M.Hao	04.18.2014	SACLE
	CHK'D BY:		
DESCRIPTION: COAXIAL CIRCULATOR	APP'VD BY:		1:1
	Unit: mm[inch]	Tolerance: Liner: ±0.25 Anguar: ±0.5°	The First: A4